

The Architect is not responsible for the accuracy of survey, structural, mechanical, electrical, etc. engineering information shown on the drawing. Refer to the appropriate engineering drawings before proceeding with work.

Contractor shall check all dimensions on the work and report any discrepancy to the Architect before proceeding. Construction must conform to all applicable Codes and Requirements of Authorities having jurisdiction.

All drawings, specifications and related documents are the copyright property of the Architect and must be returned upon request. Reproduction of drawings, specifications and related documents in part or whole is forbidden without the Architect's permission.

This drawing is not to be scaled.

This drawing is not to be used for construction unless signed by the Architect.


Issued for Construction
Signature: _____
Date: _____

No.	Revision	Date


03	ISSUED FOR REV ZBA/SPA	08/11/24
02	PARKING CHANGES	16/10/24
01	ZBA SUBMISSION	08/07/24
No.	Issued For	Date d/m/y

Drawing Title
COVER PAGE

Project
OAKVILLE GARDEN RESIDENCES CORP.
GARDEN DRIVE
OAKVILLE, ONTARIO



RICHARD WENGLE
ARCHITECT INC.
102 Avenue Road
Toronto, Ontario M5R 2H3
T: (416) 787-7575/F: (416) 787-0635
e-mail: mail@rwainc.ca



Scale: AS SHOWN
Drawn by: AH/NT/JZ
Checked by: RW
Project No.: 2417
A0.0

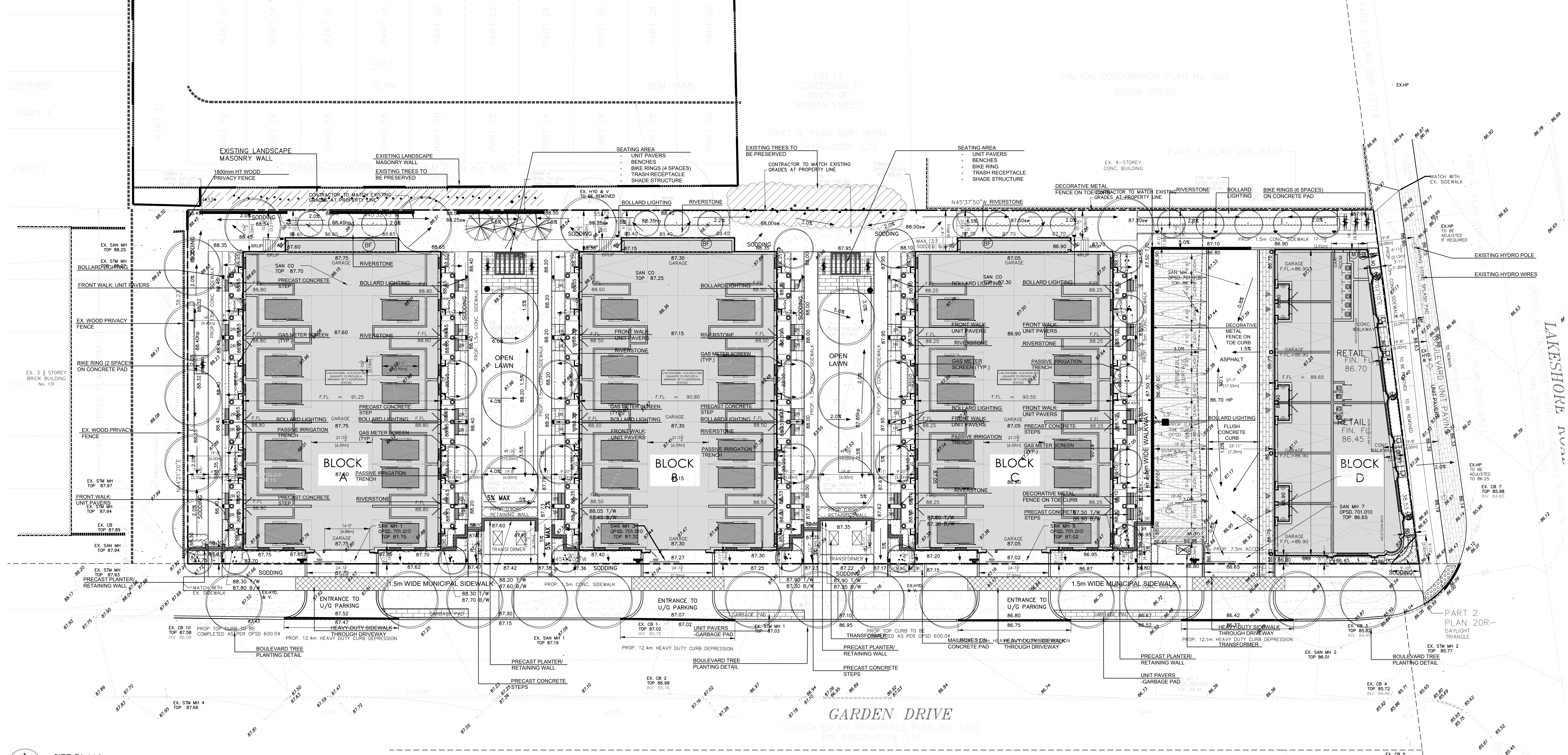


GARDEN RESIDENCE CORP.

DEVELOPER	ARCHITECT	PLANNER	LANDSCAPE ARCHITECT	CIVIL CONSULTANT	TRAFFIC CONSULTANT	MECHANICAL CONSULTANT	ENERGY CONSULTANT
BRIGHTSTONE DEVELOPMENTS 10 WANLESS AVE, SUITE 201 TORONTO, ON M4N 1V6 (416) 932-6642 CONTACT: NOAH SHECHTMAN, JONATHAN MARMER	RICHARD WENGLE ARCHITECT INC. 102 AVENUE ROAD TORONTO, ON M5R 2H3 (416) 787-7575 CONTACT: RICHARD WENGLE, AIDAN HARRIDGE, JOHN ZHU	THE BIGLIERI GROUP LTD. 2472 KINGSTON RD, SCARBOROUGH, ON M1N 1V3 (416) 693-9155 CONTACT: MICHAEL TESTAGUZZA, ALEX WALTON	STRYBOS BARRON KING LTD. 5770 HURONTARIO ST, SUITE 320 MISSISSAUGA, ON L5R 3G5 (416) 695-4949 CONTACT: BRYN BARRON, SCOTT STRYBOS	SKIRA & ASSOCIATES LTD. 3646 SEMENYK CRT, MISSISSAUGA, ON L5C 4P8 (905) 276-5100 CONTACT: MIKE JOZWIK	NEXTRANS CONSULTING ENGINEERS 520 INDUSTRIAL PARKWAY SOUTH, SUITE 201 AURORA, ON L4G 6W8 (905) 503-2563 CONTACT: SAM NGUYEN	CSEI-INTRON ENGINEERING INC. 31 POWERHOUSE ST, SUITE 204 TORONTO, ON M6H 0C7 (416) 530-1703 CONTACT: KARL KIERDORF, MAHNAZ GHARAH DAGHI	CLEARSPHERE CONSULTING 1632 O'CONNOR DR, TORONTO, ON M4B 3P4 (416) 481-4218 CONTACT: HOWARD CHAU

Plotting Date: NOVEMBER 21, 2024

Cadd File Name: P:\Current\Project\Flex\2024\2417



The Architect is not responsible for the accuracy of survey, structural, mechanical, electrical, etc. engineering information shown on the drawing. Refer to the appropriate engineering drawings before proceeding with work.

Contractor shall check all dimensions on the work and report any discrepancy to the Architect before proceeding. Construction must conform to all applicable Codes and Requirements of Authorities having jurisdiction.

All drawings, specifications and related documents are the copyright property of the Architect and must be returned upon request. Reproduction of drawings, specifications and related documents in part or whole is forbidden without the Architect's permission.

This drawing is not to be scaled.

This drawing is not to be used for construction unless signed by the Architect.

Issued for Construction
Signature: _____
Date: _____

No.	Revision	Date
03	ISSUED FOR REV ZBA/SPA	08/11/24
02	PARKING CHANGES	16/10/24
01	ZBA SUBMISSION	08/07/24
No.	Issued For	Date d/m/y

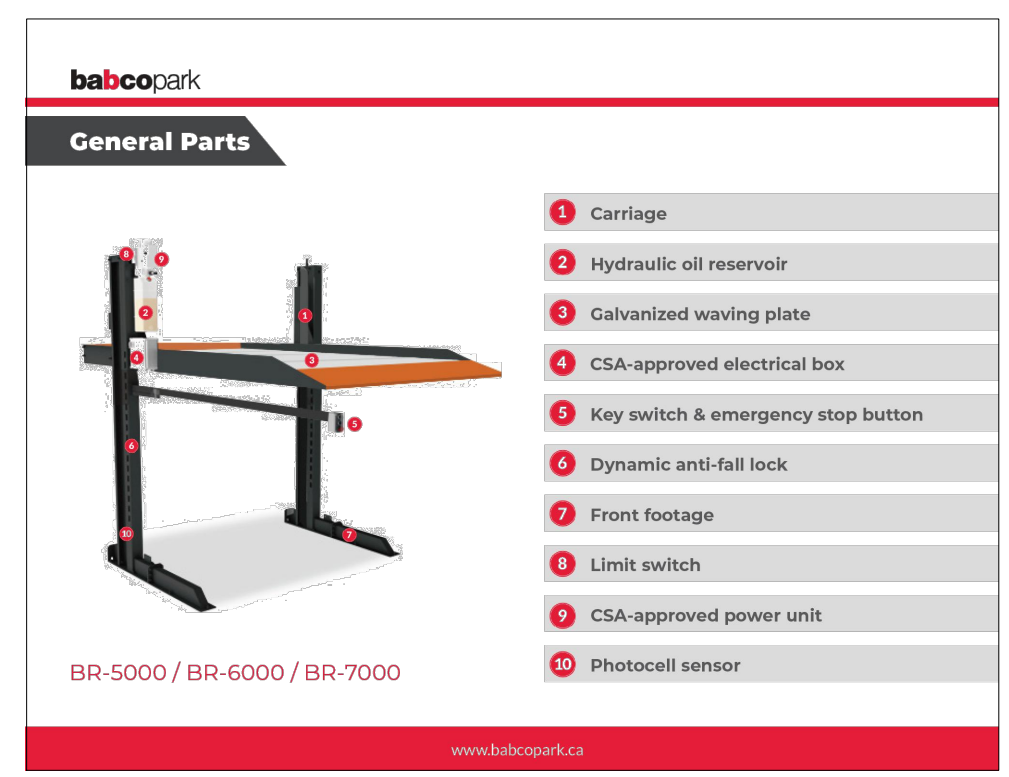
1 SITE PLAN
SCALE: 1/16"= 1'-0"

SITE AREA	BLOCK				TOTAL
	A	B	C	D	
GROSS (sqm)					4984.73
NET (LESS ROAD WIDENING) (sqm)					4984.27
LOT COVERAGE (%)	700.54	700.54	700.54	398.14	2517.76
GFA					51%
RESIDENTIAL (sqm)	2368.43	2368.43	2368.43	1111.16	8216.44
COMMERCIAL (sqm)					171.15
TOTAL GFA (sqm)					8387.59
NET FSI					1.68
UNITS					
RESIDENTIAL	14	14	14	6	48
COMMERCIAL					2
HEIGHT (m)	15.87	15.42	15.17	15.02	
ROOF AREA (sqm)	719.29	719.29	719.29	371.59	2529.42
MECH PENTHOUSE AREA (sqm)	184.12	184.12	184.12	88.47	636.82
MECH PENTHOUSE AREA (% OF ROOF AREA)	25.6%	25.6%	25.6%	18.4%	24.5%
STOREYS	4	4	4	4	
SETBACKS (m)					
SOUTH	1.19	1.19	1.19	0.9	
NORTH 1st STOREY	3.03	3.03	3.03	4.3	
NORTH 2nd-4th STOREY	4.5	4.5	4.49	1.2	
EAST 1st STOREY				2.12	
EAST 2nd-4th STOREY					
WEST					
BETWEEN BLOCK A AND B				15	
BETWEEN BLOCK B AND C				15	
BETWEEN BLOCK C AND D				17.65	
PARKING					
RESIDENTIAL	14	14	14	6	48
RESIDENTIAL (STACKERS)	180	180	180	11	511
COMMERCIAL/VISITOR					15
TOTAL PARKING					173
BARRIER FREE (VISITOR/COMMERCIAL)					1
TYPE A					0
TYPE B					0
BIKE PARKING					0
LONG TERM	14	14	14	6	48
SHORT TERM					20
DRIVEWAY WIDTH (PROPERTY ACCESS) (m)	7.5	7.5	7.5	7.5	
LANDSCAPE AREA (sqm)					2811.74
% COMMUNAL OUTDOOR AMENITY SPACE (sqm)					40.4%
COMMUNAL OUTDOOR AMENITY SPACE (sqm)					344.56
% SURFACE PARKING AREA (sqm)					6.9%
SURFACE PARKING AREA (sqm)					427.88
					8.4%

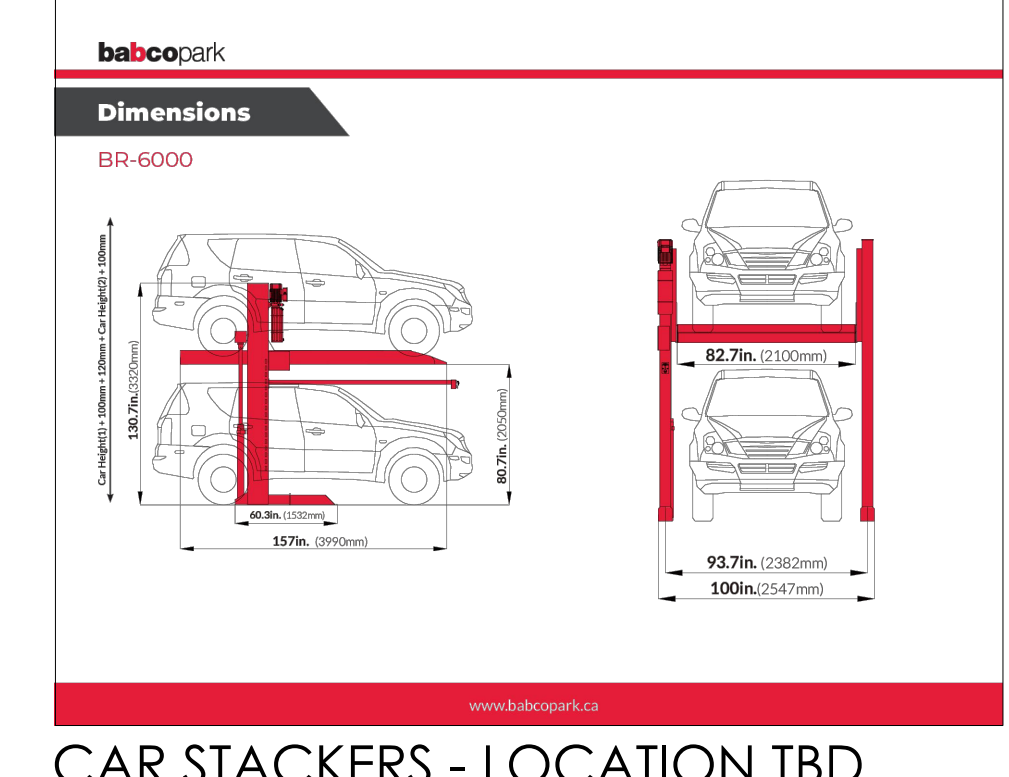
2 PROJECT STATS
SCALE: NTS

METRIC	BLOCK A, B, C								BLOCK D	Total residential GFA
	UNIT 1/14	TYP. INTERIOR UNITS	UNIT 7/8	UNIT 4/3	UNIT 4/4	UNIT 4/5	UNIT 4/6	UNIT 4/7		
GFA (sqm)	12.58	12.58	12.58	9.92	9.92	9.92	9.92	9.92	9.92	
Storage Entry Area	51.24	48.53	50.25	46.24	44.33	56.66	56.66	49.04	50.49	
Ground Floor	51.24	48.53	50.25	46.24	44.33	56.66	56.66	49.04	50.49	
Second Floor	44.01	45.52	44.01	55.41	57.23	50.48	49.57	43.85	40.57	
Third Floor	44.01	45.52	44.01	55.41	57.23	50.48	49.57	43.85	40.57	
Roof Terrace	12.46	13.29	13.29	13.00	13.00	13.00	13.00	8.23	8.23	
COMM GFA (sqm)	171.56	168.45	170.40	211.02	208.82	186.72	185.81	159.08	159.71	
TOTAL COMM GFA		2368.43								8216.44

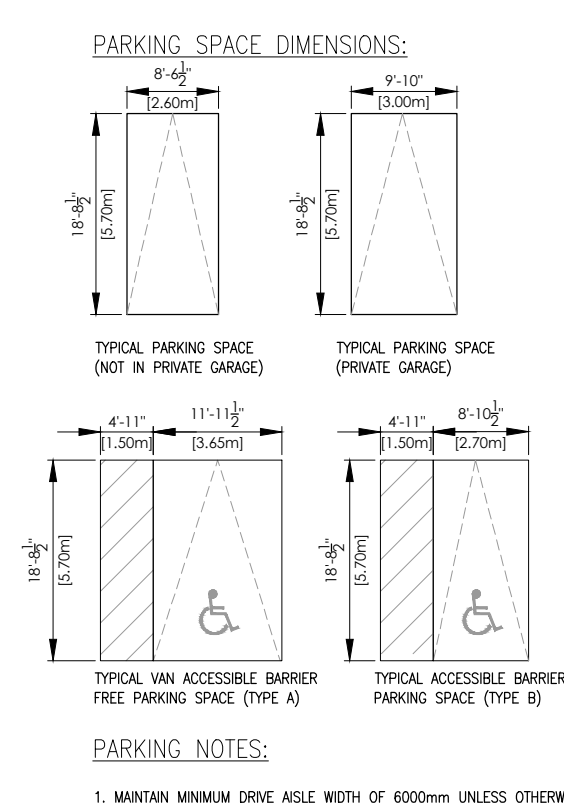
3 GFA CALCS
SCALE: NTS



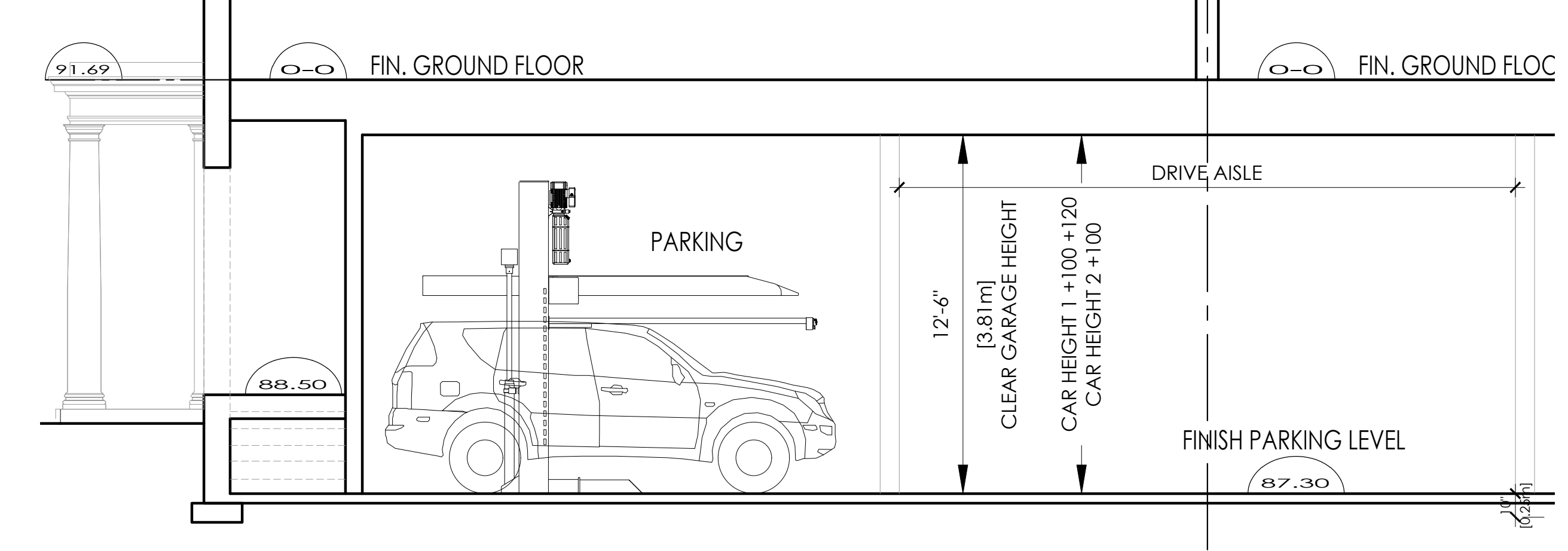
4 CAR STACKER DETAILS
SCALE: NTS



5 CAR STACKERS - LOCATION TBD (QUANTITY TO PROVIDE A MINIMUM OF 17 ADDITIONAL SPACES)



5 TYP CAR PARKING SPACE DIMENSIONS
SCALE: NTS



6 TYP SECTION THROUGH CAR STACKER
SCALE: NTS

Drawing Title
SITE PLAN

Project
OAKVILLE GARDEN RESIDENCES CORP.
GARDEN DRIVE
OAKVILLE, ONTARIO

RICHARD WENGLE ARCHITECT INC.
102 Avenue Road
Toronto, Ontario M5R 2H3
T: (416) 767-7575/F: (416) 767-0635
e-mail: mail@rwa.ca

Scale: AS SHOWN
Drawn by: JZ/NT
Checked by: RW
Project No.: 2417
A1.1

The Architect is not responsible for the accuracy of survey, structural, mechanical, electrical, etc. engineering information shown on the drawing. Refer to the appropriate engineering drawings before proceeding with work.

Contractor shall check all dimensions on the work and report any discrepancy to the Architect before proceeding. Construction must conform to all applicable Codes and Requirements of Authorities having Jurisdiction.

All drawings, specifications and related documents are the copyright property of the Architect and must be returned upon request. Reproduction of drawings, specifications and related documents in part or whole is forbidden without the Architect's permission.

This drawing is not to be scaled. This drawing is not to be used for construction unless signed by the Architect.

Issued for Construction
Signature: _____
Date: _____

No.	Revision	Date

03	ISSUED FOR REV ZBA/SPA	08/11/24
02	PARKING CHANGES	16/10/24
01	ZBA SUBMISSION	08/07/24
No.	Issued For	Date d/m/y

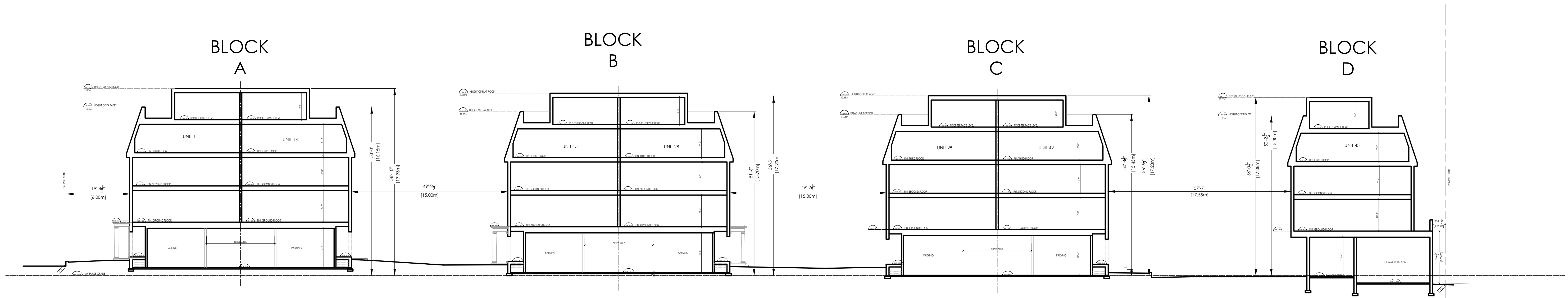
Drawing Title
SITE SECTIONS

Project
OAKVILLE GARDEN RESIDENCES CORP.
GARDEN DRIVE
OAKVILLE, ONTARIO

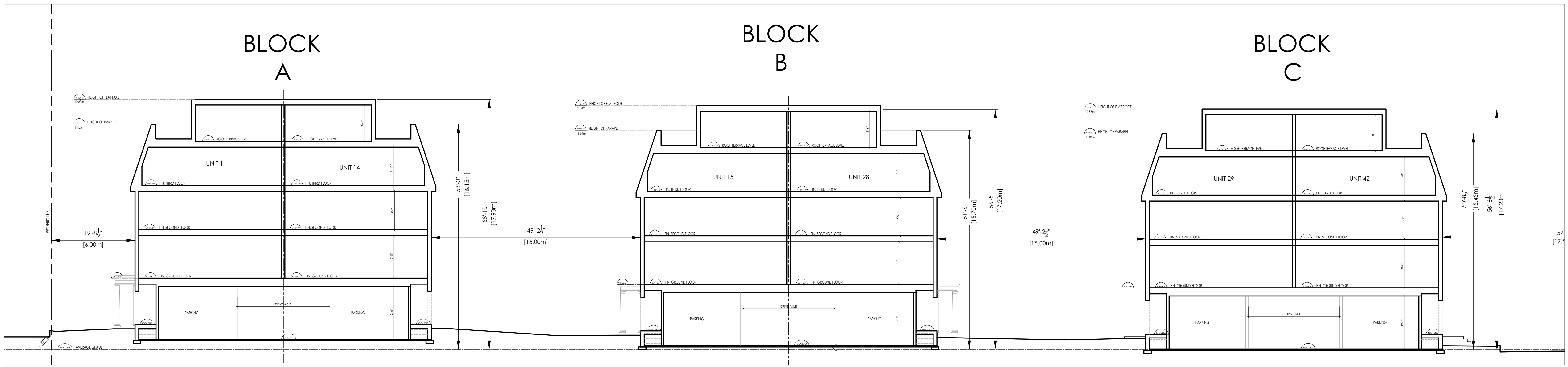

RICHARD WENGLER ARCHITECT INC.
102 Avenue Road
Toronto, Ontario M5R 2H3
T: (416) 787-7575/F: (416) 787-0635
e-mail: mail@rwa-inc.ca

Scale: AS SHOWN
Drawn by: JZ/NT
Checked by: RW
Project No.: 2417

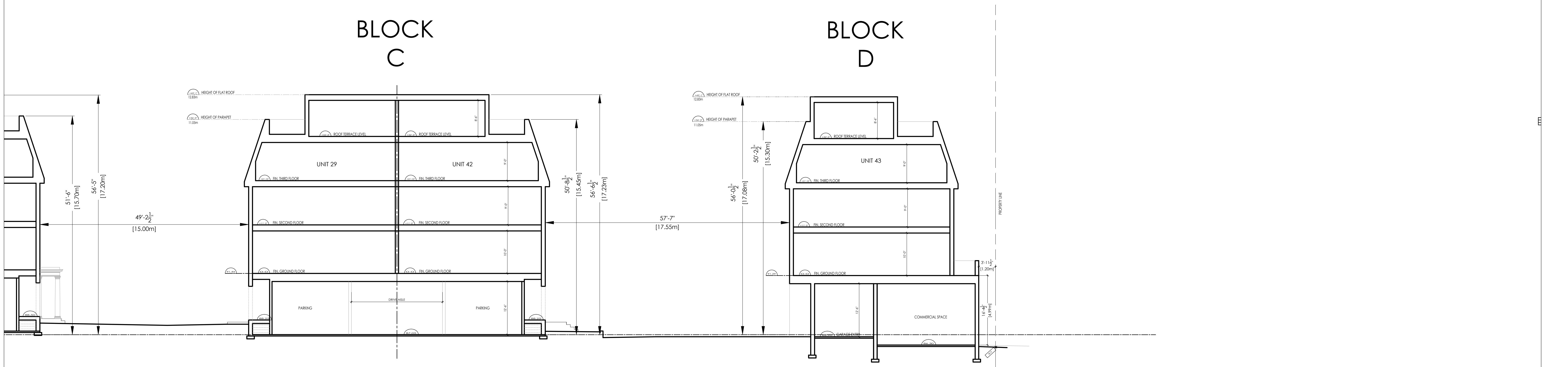
A1.2



1 SITE SECTION- NORTH-SOUTH
SCALE: 1/16"= 1'-0"

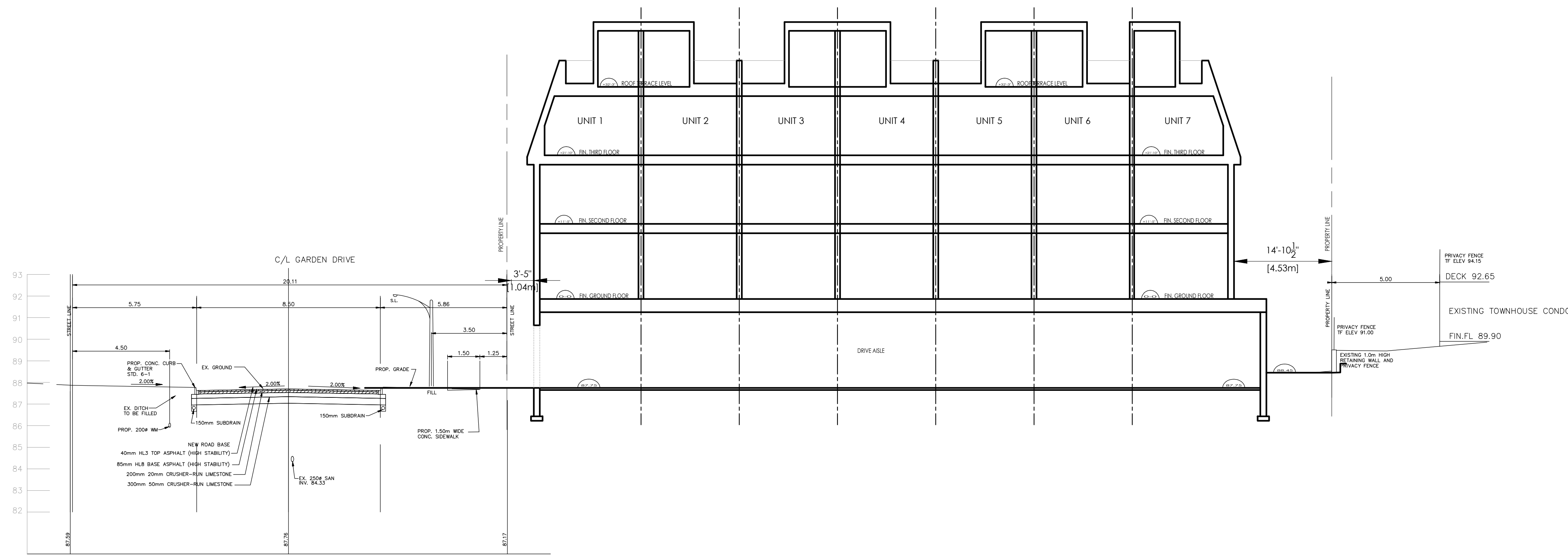


2 SITE SECTION-BLOCK A, B, C
SCALE: 3/32"= 1'-0"



3 SITE SECTION-BLOCK C AND D
SCALE: 3/32"= 1'-0"

Plotting Date: JULY 08 2024
Cad File Name: P:\Current\Projects\2024\2417



1 SITE SECTION-BLOCK A-EAST-WEST
A1.3 SCALE : 3/32"= 1'-0"

The Architect is not responsible for the accuracy of survey, structural, mechanical, electrical, etc. engineering information shown on the drawing. Refer to the appropriate engineering drawings before proceeding with work.

Contractor shall check all dimensions on the work and report any discrepancy to the Architect before proceeding. Construction must conform to all applicable Codes and Requirements of Authorities having Jurisdiction.

All drawings, specifications and related documents are the copyright property of the Architect and must be returned upon request. Reproduction of drawings, specifications and related documents in part or whole is forbidden without the Architect's permission.

This drawing is not to be scaled.

This drawing is not to be used for construction unless signed by the Architect.

Issued for Construction
Signature: _____
Date: _____


No.	Revision	Date

03	ISSUED FOR REV ZBA/SPA	08/11/24
02	PARKING CHANGES	16/10/24
01	ZBA SUBMISSION	08/07/24
No.	Issued For	Date d/m/y

Drawing Title

SITE SECTIONS

Project
OAKVILLE GARDEN RESIDENCES CORP.
GARDEN DRIVE
OAKVILLE, ONTARIO

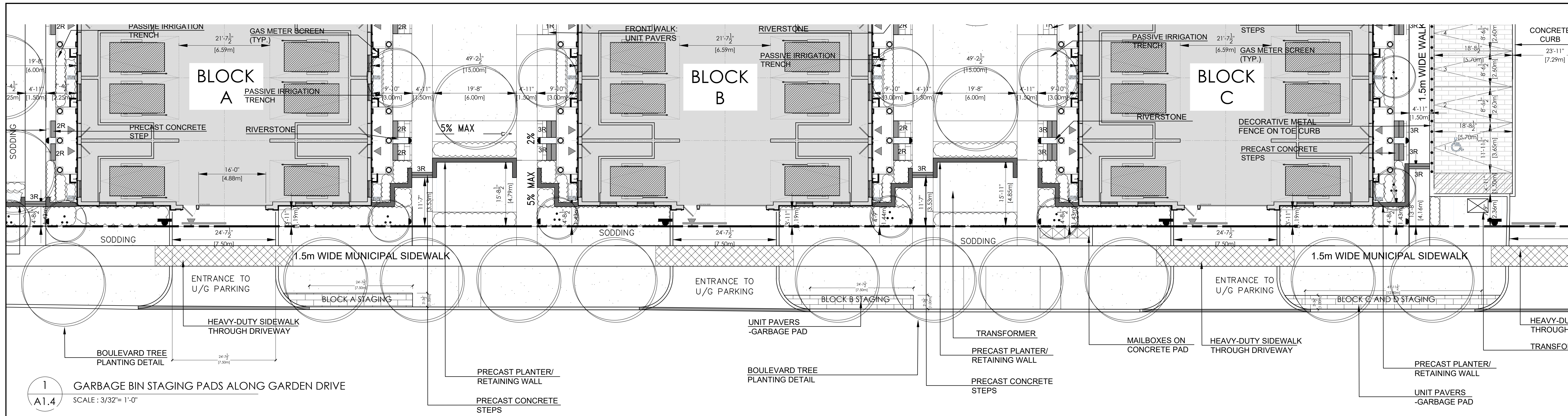

RICHARD WENGLE
ARCHITECT INC.
102 Avenue Road
Toronto, Ontario M5R 2H3
T: (416) 787-7575/F: (416) 787-0635
e-mail: mail@rwainc.ca

Scale: AS SHOWN
Drawn by: JZ/NT
Checked by: RW
Project No.: 2417

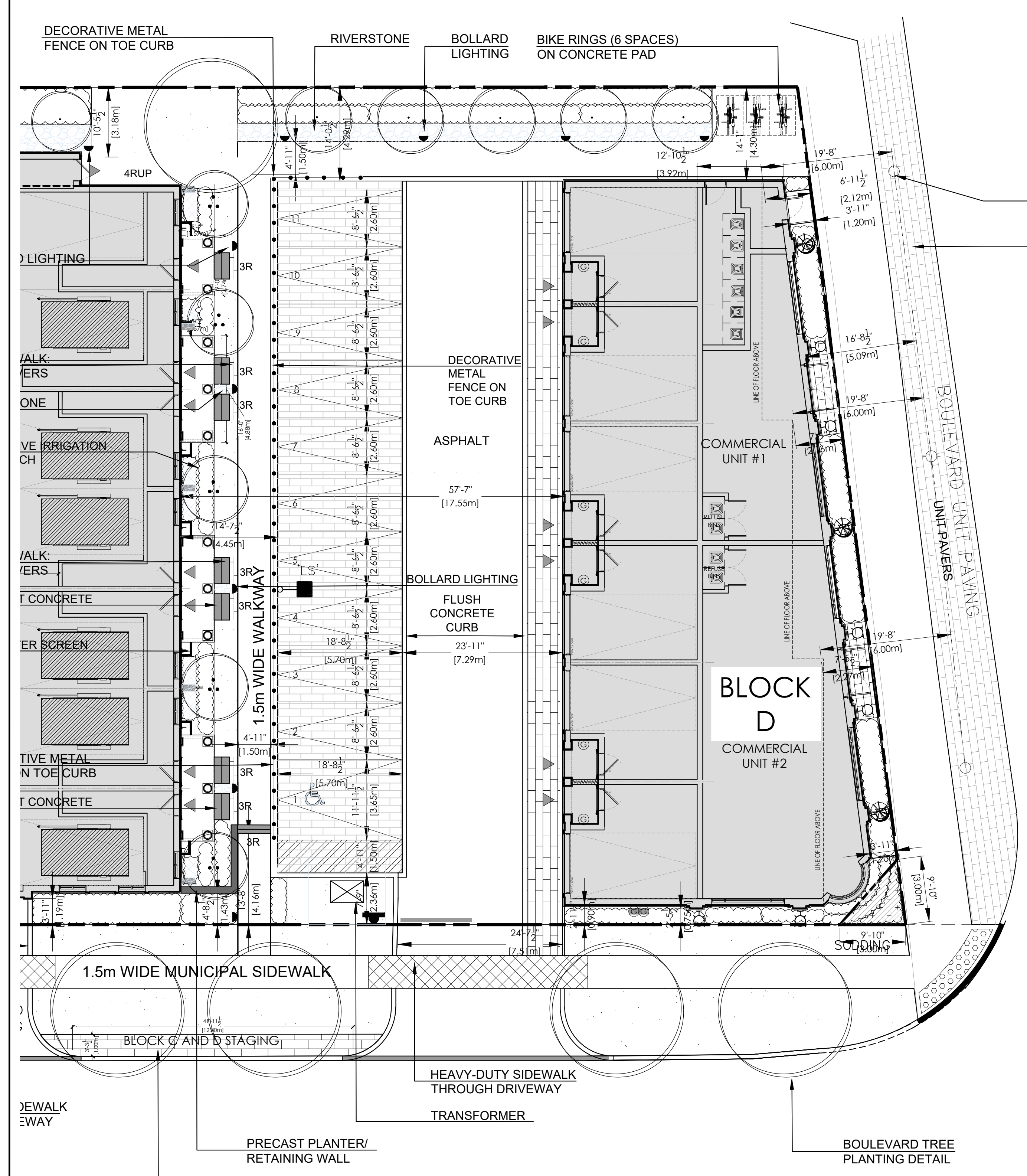
A1.3

Plotting Date: JULY 08 2024

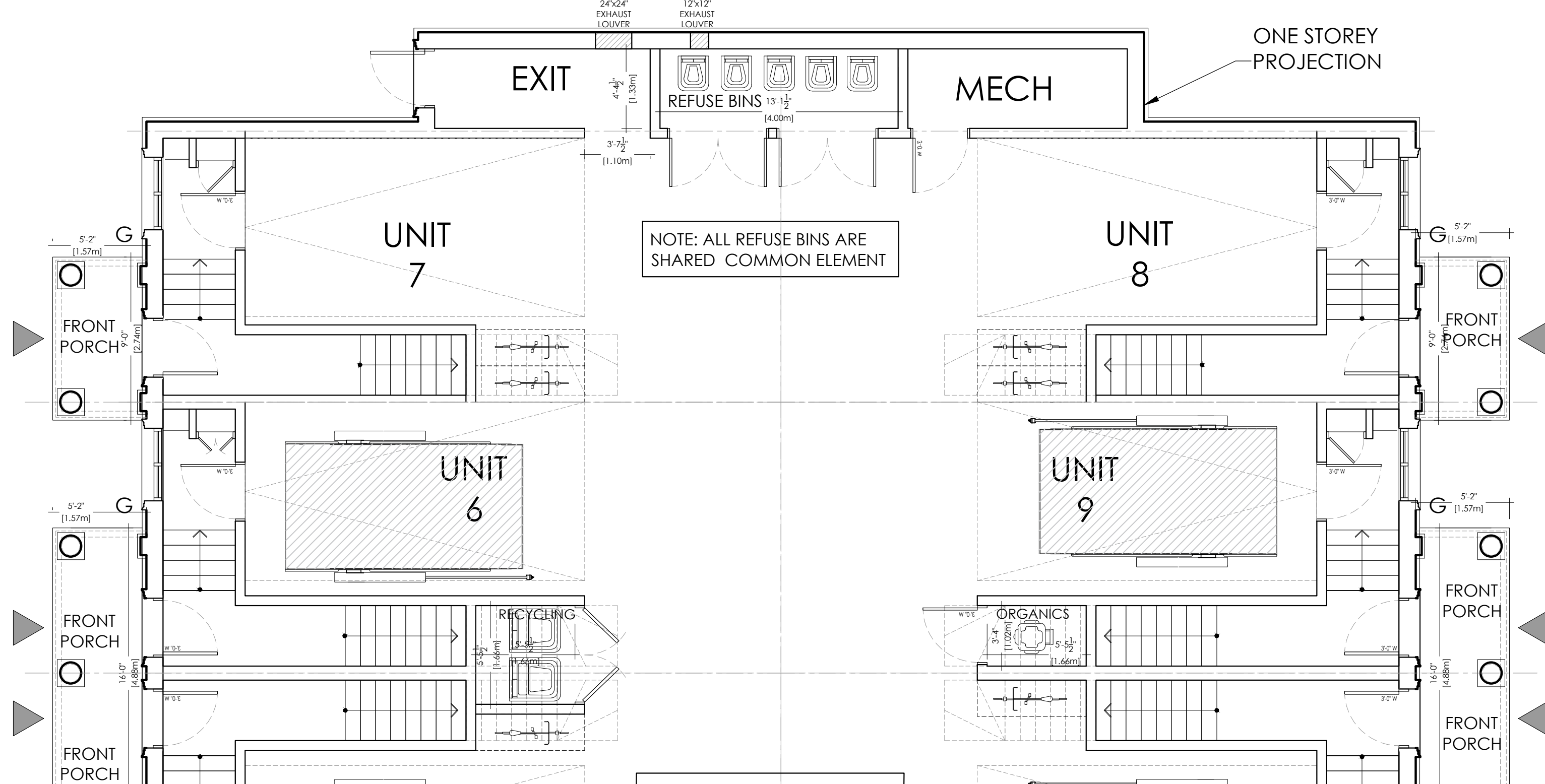
Cad File Name: F:\CurrentProjects\2024\2417



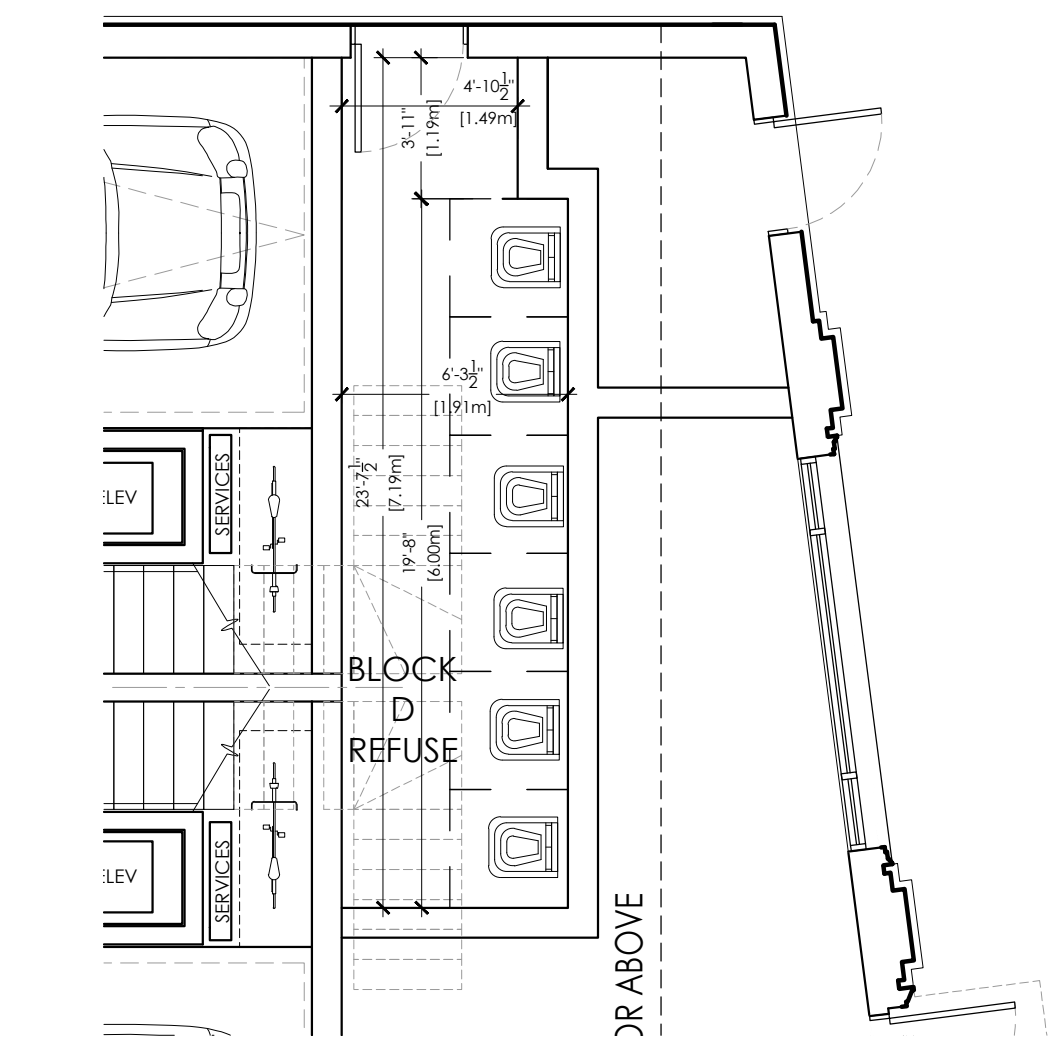
1 GARBAGE BIN STAGING PADS ALONG GARDEN DRIVE
SCALE: 3/32" = 1'-0"



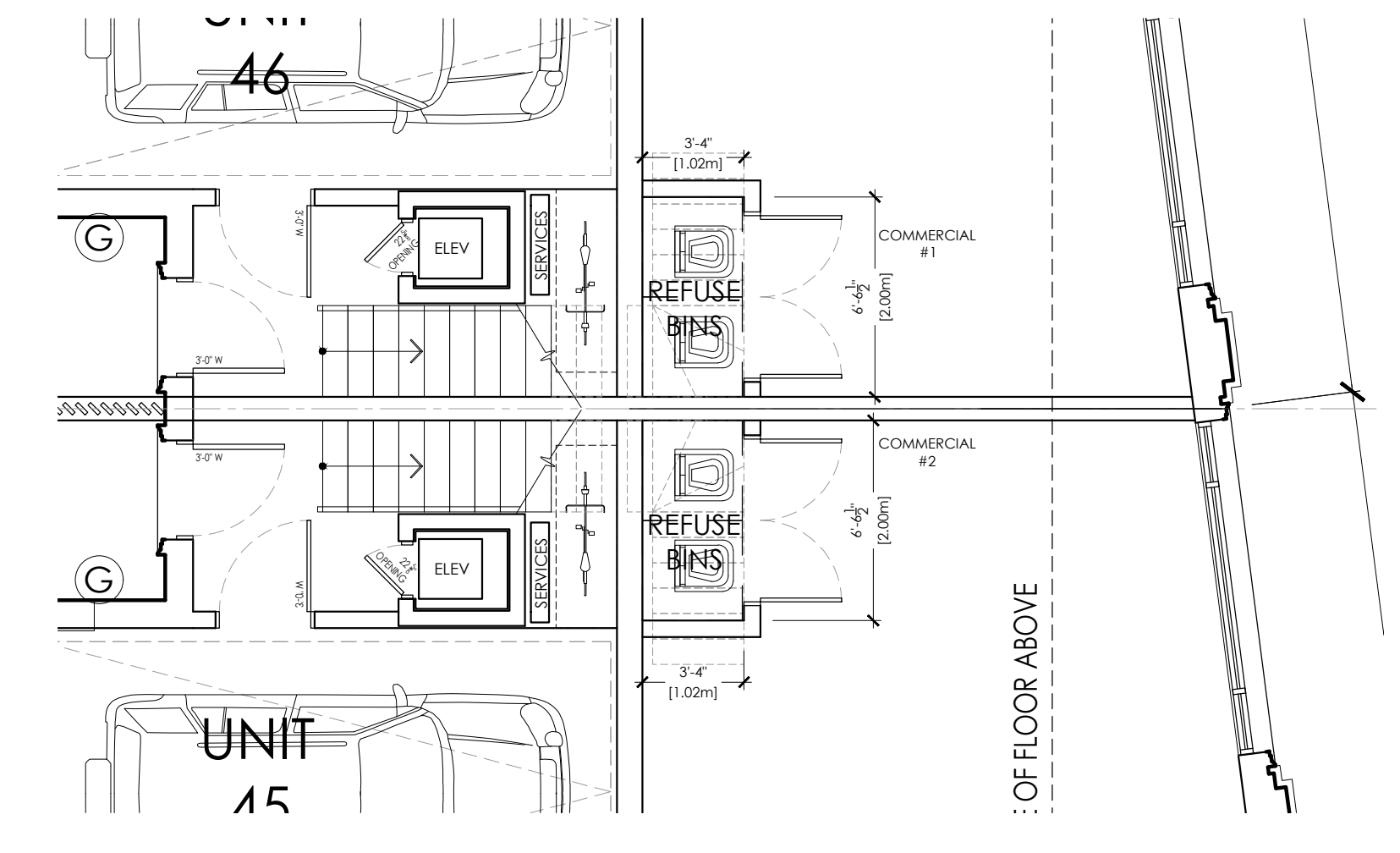
2 GARBAGE BIN STAGING PADS ALONG GARDEN DRIVE (BLOCK D)
SCALE: 3/32" = 1'-0"



3 TYPICAL BLOCK-COMMON REFUSE ROOMS IN GARAGE
SCALE: 3/16" = 1'-0"



4 REFUSE LOCATIONS FOR BLOCK D TOWNHOMES
SCALE: 3/16" = 1'-0"



5 REFUSE LOCATIONS FOR BLOCK D COMMERCIAL UNIT #1 AND #2
SCALE: 3/16" = 1'-0"

WASTE MANAGEMENT NOTES;

- BLOCKS A, B AND C
 - FOR TOWNHOUSE BLOCKS A-C, ALL REFUSE, GREEN, AND RECYCLING BINS ARE SHARED COMMON ELEMENT WITHIN THE PARKING GARAGE
 - ALL BINS TO BE MOVED TO GARBAGE STAGING AREA ON GARDEN DRIVE ON PICKUP DAYS ONLY AND TRANSFERRED TO AND FROM REFUSE AREAS BY PRIVATE MANAGEMENT STAFF
 - WASTE COLLECTION AREAS WILL BE LOCATED ALONG GARDEN DRIVE ADJACENT TO THE ENTRY DRIVEWAYS AT EACH TOWNHOUSE BLOCK
 - OWNERS ARE RESPONSIBLE FOR SORTING WASTE WITHIN THE ALLOCATED BINS PROVIDED FOR ORGANICS GARBAGE AND RECYCLING
- BLOCK D
 - FOR TOWNHOUSE BLOCK D, ALL REFUSE, GREEN, AND RECYCLING BINS ARE SHARED COMMON ELEMENT ACCESSED FROM THE NORTH SIDE EXTERIOR OF BLOCK D
 - ALL BINS TO BE MOVED TO GARBAGE STAGING AREA ON GARDEN DRIVE ON PICKUP DAYS ONLY AND TRANSFERRED TO AND FROM REFUSE AREAS BY PRIVATE MANAGEMENT STAFF
 - WASTE COLLECTION AREAS WILL BE LOCATED ALONG GARDEN DRIVE ADJACENT TO THE ENTRY DRIVEWAYS AT EACH TOWNHOUSE BLOCK
 - OWNERS ARE RESPONSIBLE FOR SORTING WASTE WITHIN THE ALLOCATED BINS PROVIDED FOR ORGANICS GARBAGE AND RECYCLING

The Architect is not responsible for the accuracy of survey, structural, mechanical, electrical, etc. engineering information shown on the drawing. Refer to the appropriate engineering drawings before proceeding with work.

Contractor shall check all dimensions on the work and report any discrepancy to the Architect before proceeding. Construction must conform to all applicable Codes and Requirements of Authorities having Jurisdiction.

All drawings, specifications and related documents are the copyright property of the Architect and must be returned upon request. Reproduction of drawings, specifications and related documents in part or whole is forbidden without the Architect's permission.

This drawing is not to be scaled.
This drawing is not to be used for construction unless signed by the Architect.

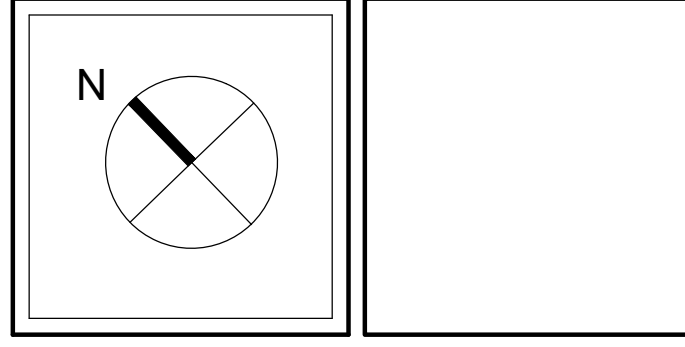
Issued for Construction
Signature: _____
Date: _____

No.	Revision	Date
03	ISSUED FOR REV ZBA/SPA	08/11/24
02	PARKING CHANGES	16/10/24
01	ZBA SUBMISSION	08/07/24
No.	Issued For	Date d/m/y

Drawing Title
WASTE MANAGEMENT PLAN

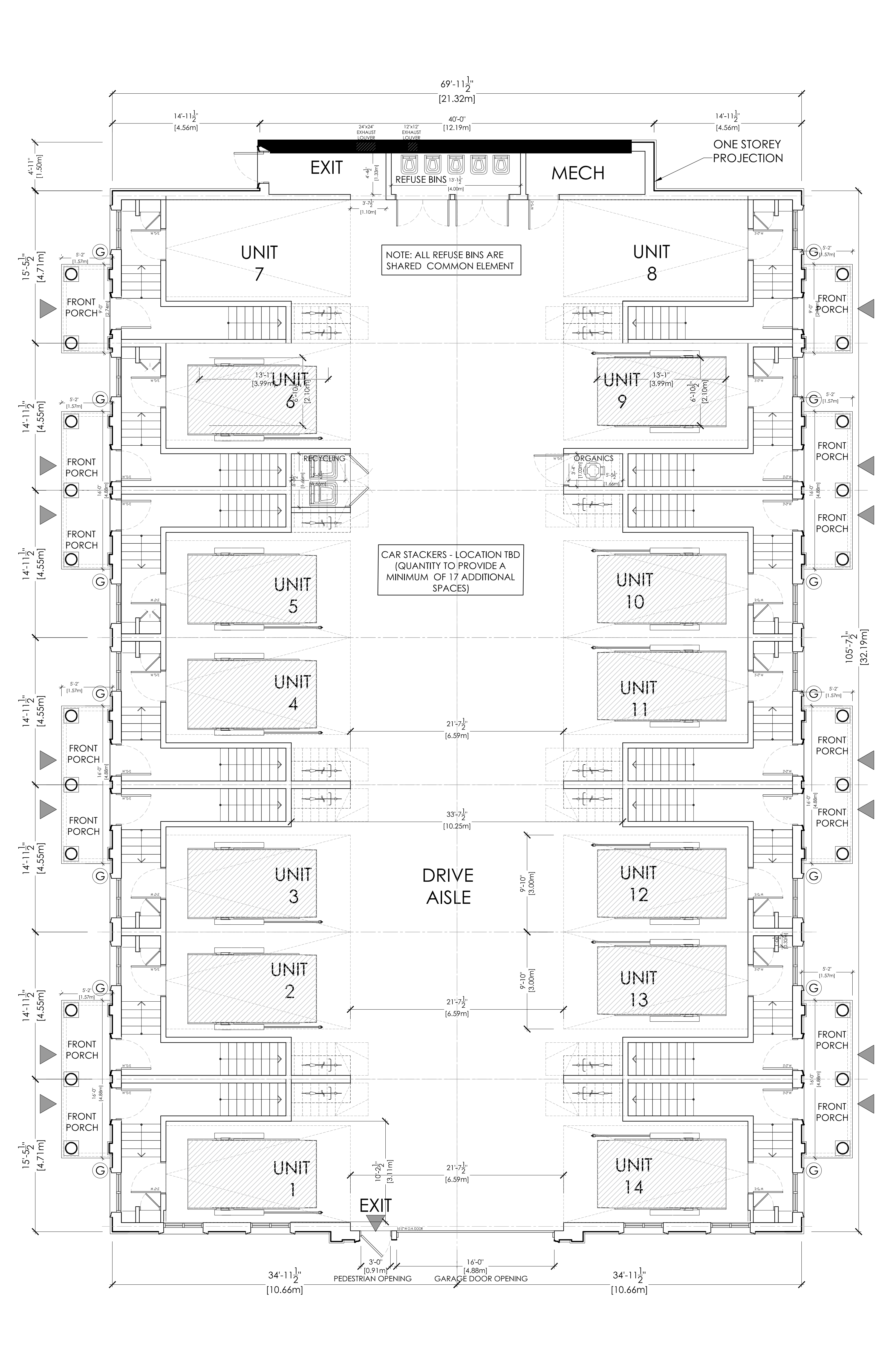
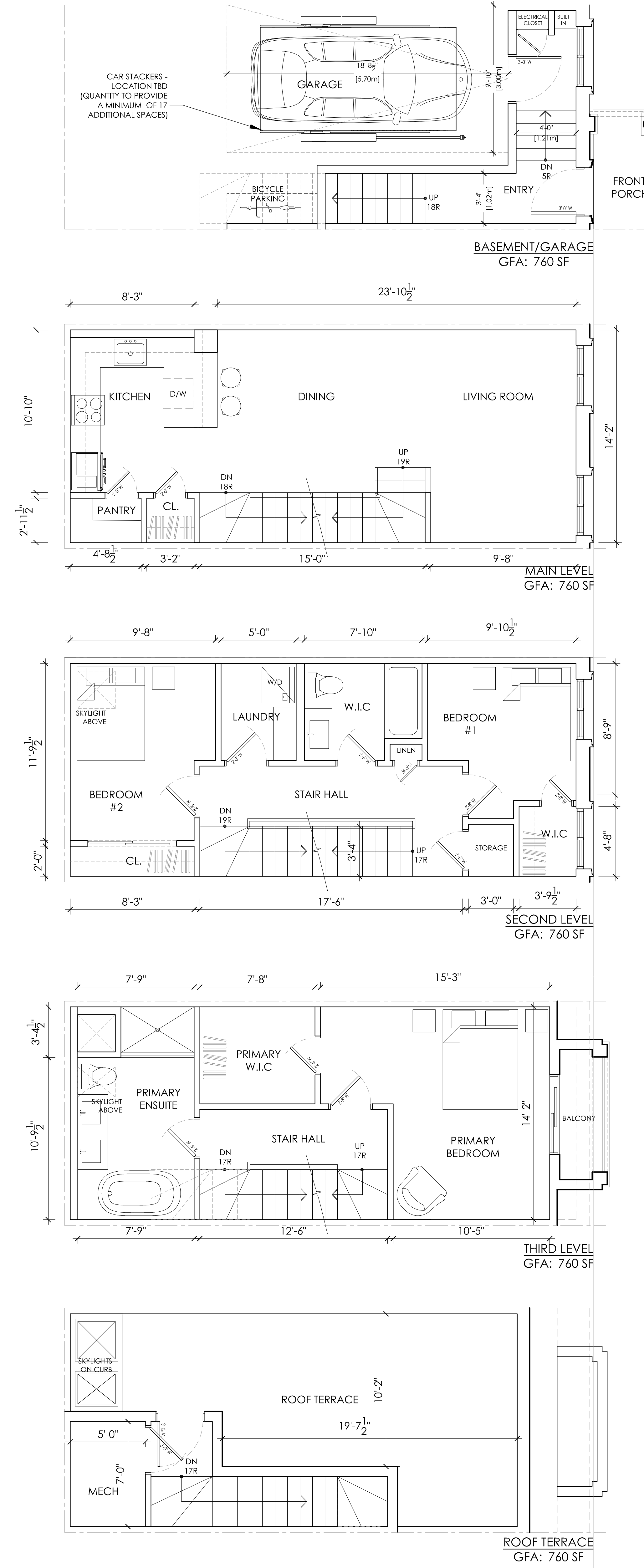
Project
OAKVILLE GARDEN RESIDENCES CORP.
GARDEN DRIVE
OAKVILLE, ONTARIO

RICHARD WENGLE ARCHITECT INC.
102 Avenue Road
Toronto, Ontario M5R 2H3
T: (416) 767-7575/FAX: (416) 767-0635
e-mail: mail@rwainc.ca



Scale: AS SHOWN
Drawn by: JZ/NT
Checked by: RW
Project No.: 2417

A1.4



The Architect is not responsible for the accuracy of survey, structural, mechanical, electrical, etc., engineering information shown on the drawing. Refer to the appropriate engineering drawings before proceeding with work.

Contractor shall check all dimensions on the work and report any discrepancy to the Architect before proceeding. Construction must conform to all applicable Codes and Requirements of Authorities having Jurisdiction.

All drawings, specifications and related documents are the copyright property of the Architect and must be returned upon request. Reproduction of drawings, specifications and related documents in part or whole is forbidden without the Architect's permission.

This drawing is not to be used for construction unless signed by the Architect.

Issued for Construction
Signature: _____
Date: _____

No.	Revision	Date
03	ISSUED FOR REV ZBA/SFA	08/11/24
02	PARKING CHANGES	16/10/24
01	ZBA SUBMISSION	08/07/24
No.	Issued For	Date d/m/y

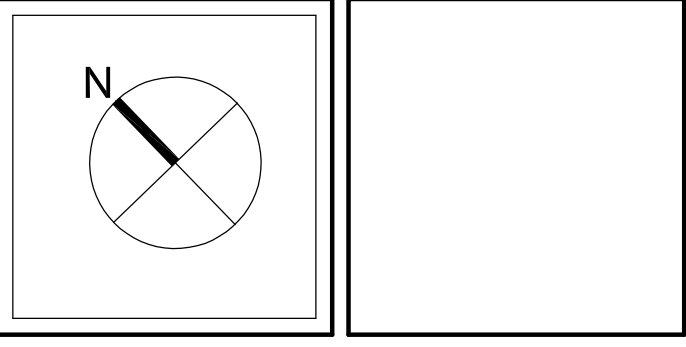
Drawing Title

TYPICAL BLOCK FLOOR PLANS

Project

OAKVILLE GARDEN RESIDENCES CORP.

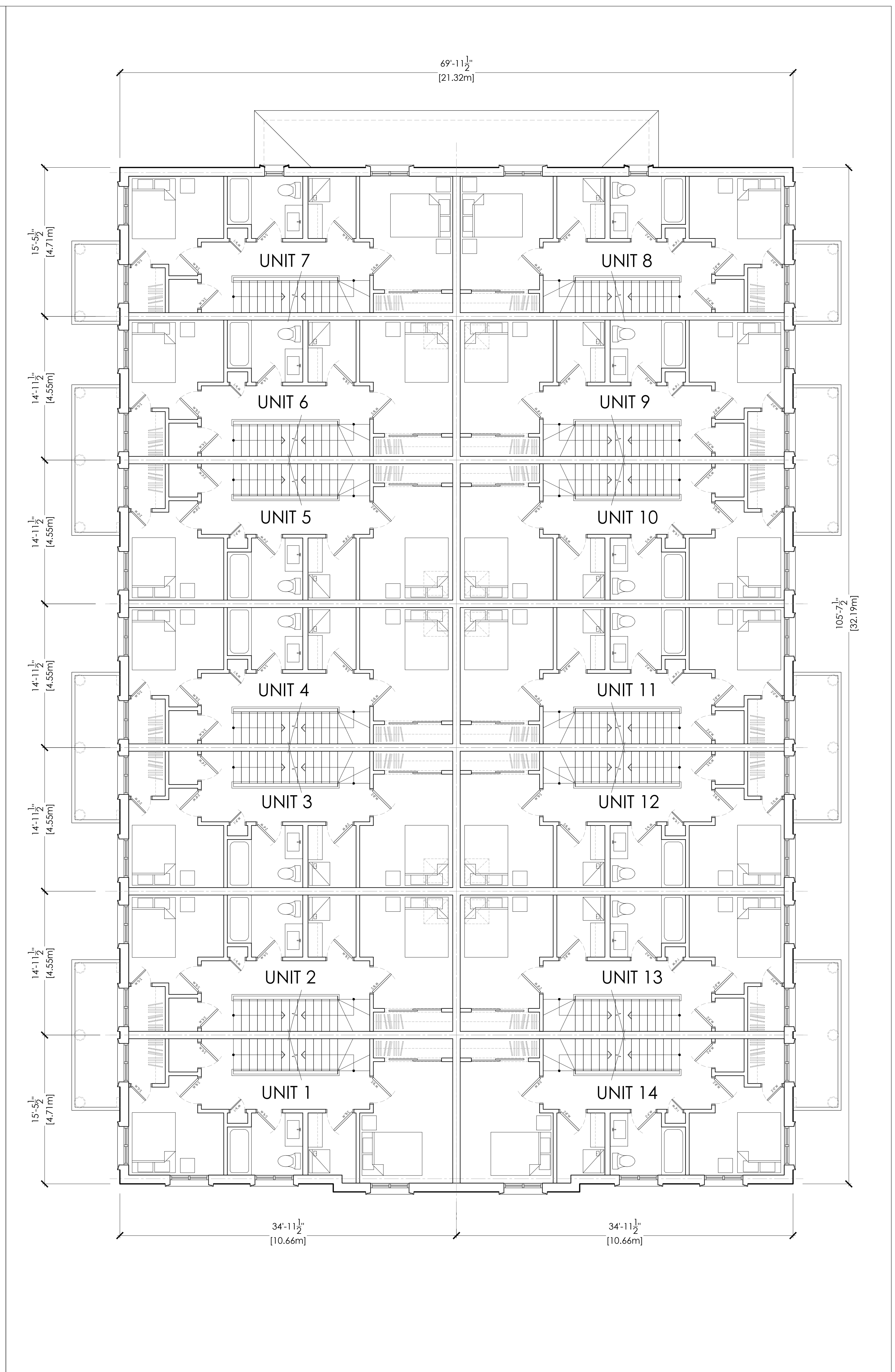
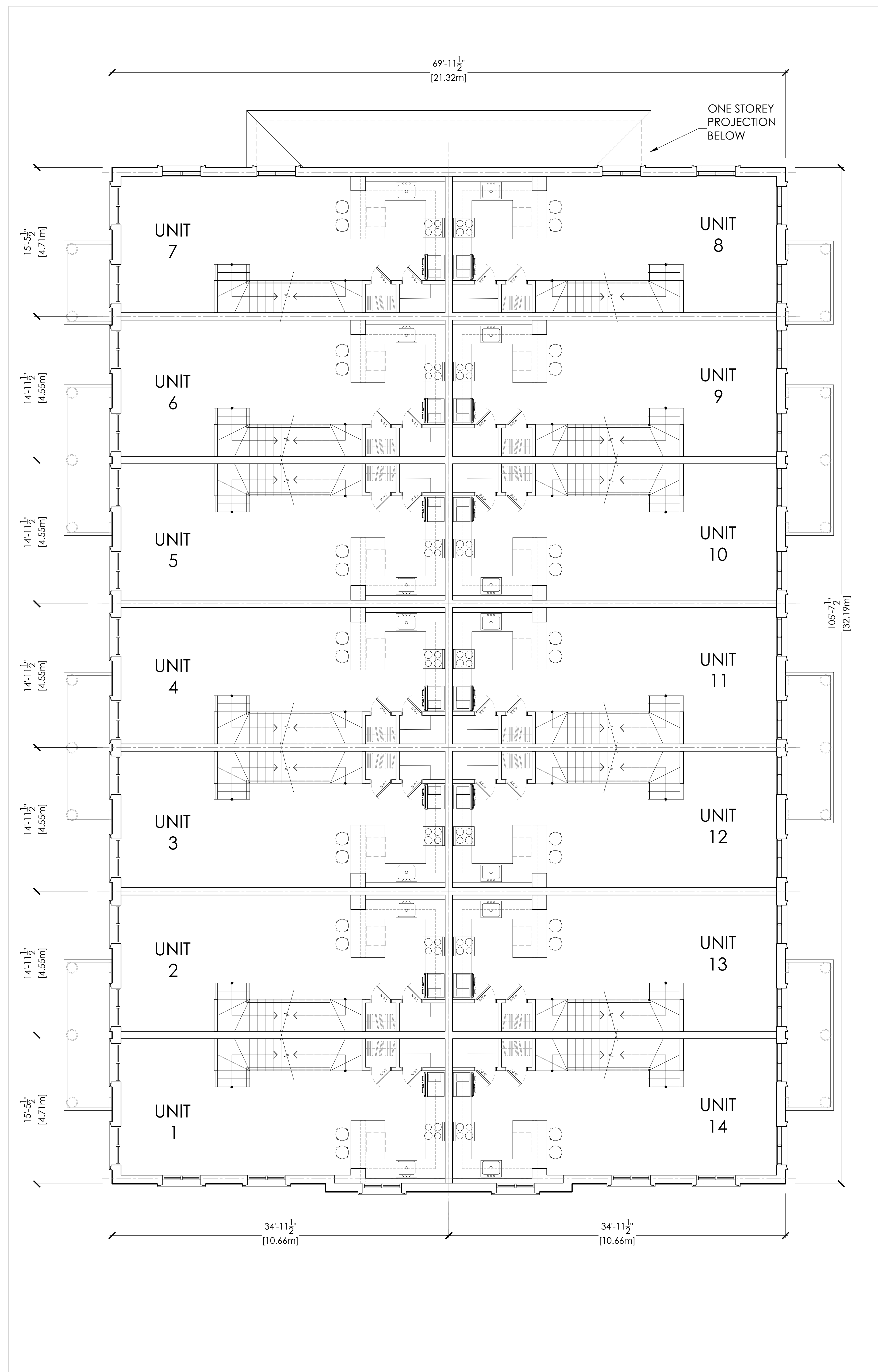
GARDEN DRIVE
OAKVILLE, ONTARIO



Scale: AS SHOWN
Drawn by: JZ/NT
Checked by: RW
Project No.: 2417

A2.0

Plotting Date: JULY 18, 2024
Cod File Name: E:\CurrentProjects\Files\2024\2417



1 TYPICAL BLOCK-MAIN LEVEL
SCALE: 3/16" = 1'-0"
A2.1

2 TYPICAL BLOCK-SECOND LEVEL
SCALE: 3/16" = 1'-0"
A2.1

The Architect is not responsible for the accuracy of survey, structural, mechanical, electrical, etc., engineering information shown on the drawing. Refer to the appropriate engineering drawings before proceeding with work.

Contractor shall check all dimensions on the work and report any discrepancy to the Architect before proceeding. Construction must conform to all applicable Codes and Requirements of Authorities having jurisdiction.

All drawings, specifications and related documents are the copyright property of the Architect and must be returned upon request. Reproduction of drawings, specifications and related documents in part or whole is forbidden without the Architect's permission.

This drawing is not to be scaled.
This drawing is not to be used for construction unless signed by the Architect.

Issued for Construction
Signature: _____
Date: _____

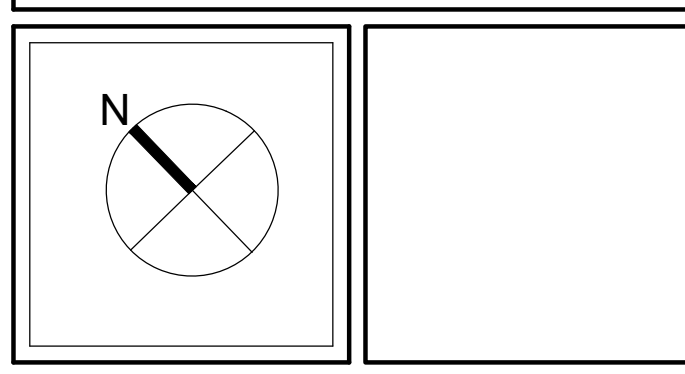
No.	Revision	Date

03	ISSUED FOR REV ZBA/SPA	08/11/24
02	PARKING CHANGES	16/10/24
01	ZBA SUBMISSION	08/07/24
No.	Issued For	Date d/m/y

Drawing Title
TYPICAL BLOCK FLOOR PLANS

Project
OAKVILLE GARDEN RESIDENCES CORP.
GARDEN DRIVE
OAKVILLE, ONTARIO

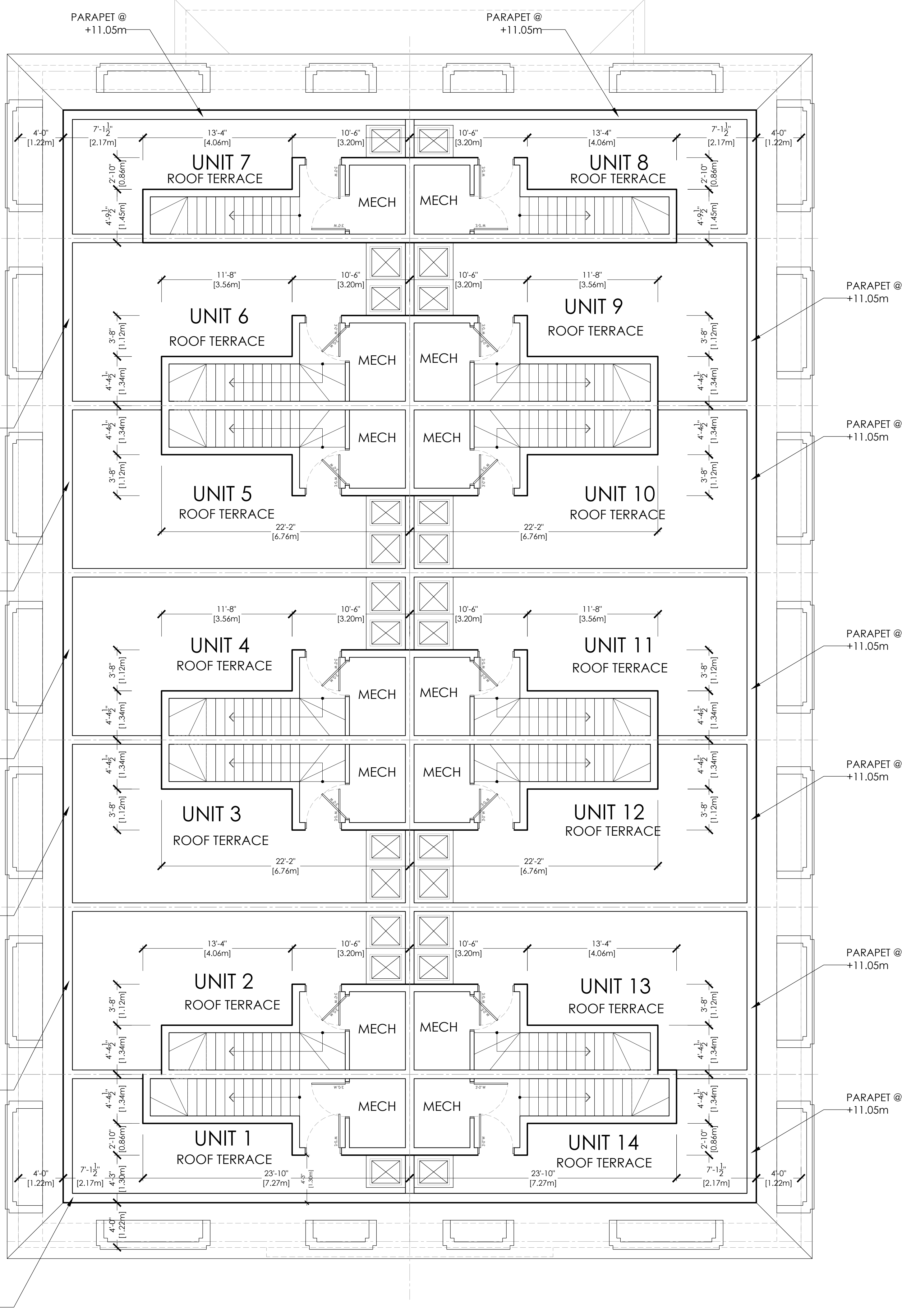
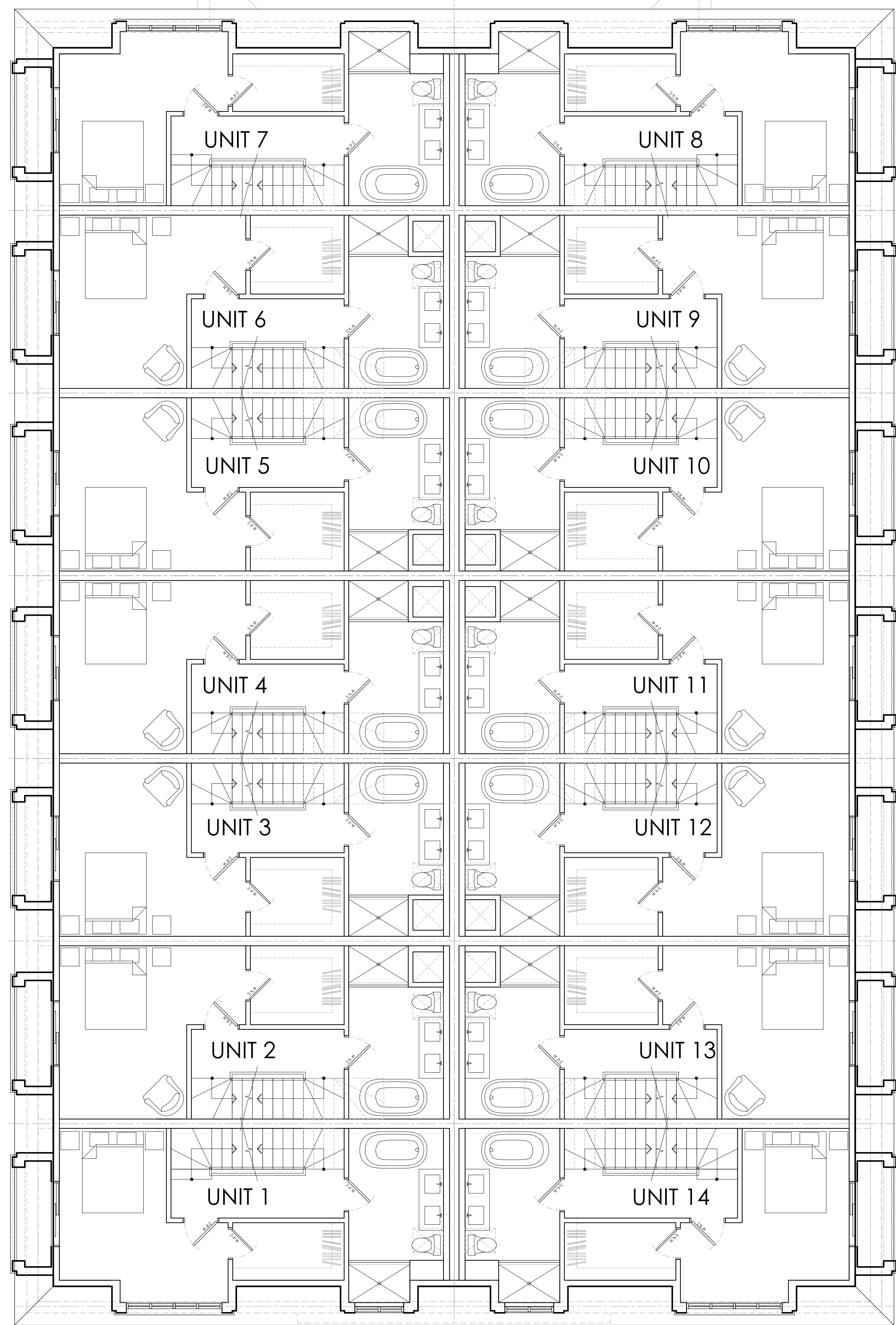

RICHARD WENGLE
ARCHITECT INC.
102 Avenue Road
Toronto, Ontario M5R 2H3
T: (416) 787-7575/F: (416) 787-0635
e-mail: mail@rwainc.ca



Scale: AS SHOWN
Drawn by: JZ/NT
Checked by: RW
Project No.: 2417
A2.1

Plotting Date: 11/17/24

Cadd File Name: P:\CurrentProjects\2024\2417



The Architect is not responsible for the accuracy of survey, structural, mechanical, electrical, etc. engineering information shown on the drawing. Refer to the appropriate engineering drawings before proceeding with work.

Contractor shall check all dimensions on the work and report any discrepancy to the Architect before proceeding. Construction must conform to all applicable Codes and Requirements of Authorities having Jurisdiction.

All drawings, specifications and related documents are the copyright property of the Architect and must be returned upon request. Reproduction of drawings, specifications and related documents in part or whole is forbidden without the Architect's permission.

This drawing is not to be scaled.

This drawing is not to be used for construction unless signed by the Architect.

Issued for Construction
 Signature: _____
 Date: _____

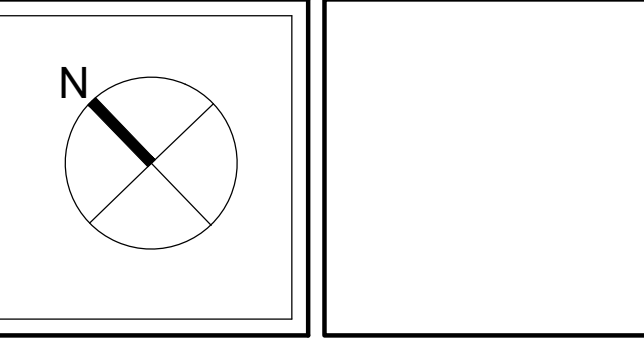
No.	Revision	Date

No.	Issued For	Date d/m/y
03	ISSUED FOR REV ZBA/SPA	08/11/24
02	PARKING CHANGES	16/10/24
01	ZBA SUBMISSION	08/07/24

Drawing Title	
TYPICAL BLOCK FLOOR PLANS	

Project
OAKVILLE GARDEN RESIDENCES CORP.
 GARDEN DRIVE
 OAKVILLE, ONTARIO

RICHARD WENGLE
 ARCHITECT INC.
 102 Avenue Road
 Toronto, Ontario M5R 2H3
 T: (416) 757-7575/F: (416) 757-0635
 e-mail: mail@rwainc.ca



Scale: AS SHOWN
 Drawn by: JZ/NT
 Checked by: RW
 Project No.: 2417

A2.2

1 TYPICAL BLOCK-THIRD LEVEL
 SCALE: 3/16"= 1'-0"
 A2.2

2 TYPICAL BLOCK-ROOF TERRACE
 SCALE: 3/16"= 1'-0"
 A2.2

Plotting Date: 11/11/24

The Architect is not responsible for the accuracy of survey, structural, mechanical, electrical, etc. engineering information shown on the drawing. Refer to the appropriate engineering drawings before proceeding with work.

Contractor shall check all dimensions on the work and report any discrepancy to the Architect before proceeding. Construction must conform to all applicable Codes and Requirements of Authorities having Jurisdiction.

All drawings, specifications and related documents are the copyright property of the Architect and must be returned upon request. Reproduction of drawings, specifications and related documents in part or whole is forbidden without the Architect's permission.

This drawing is not to be scaled.

This drawing is not to be used for construction unless signed by the Architect.

Issued for Construction
Signature: _____
Date: _____

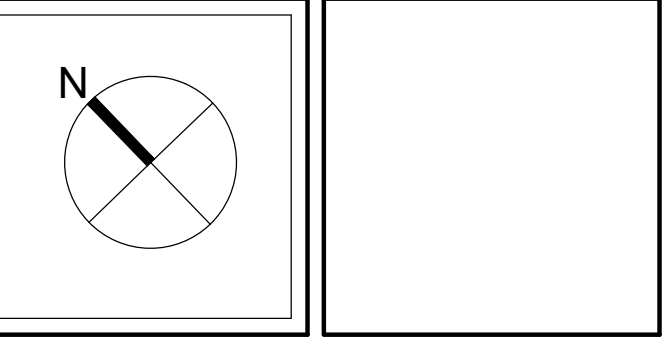
No.	Revision	Date

03	ISSUED FOR REV ZBA/SPA	08/11/24
02	PARKING CHANGES	16/10/24
01	ZBA SUBMISSION	08/07/24
No.	Issued For	Date d/m/y

Drawing Title
**BLOCK 'D'
FLOOR PLANS**

Project
**OAKVILLE GARDEN
RESIDENCES CORP.**
GARDEN DRIVE
OAKVILLE, ONTARIO

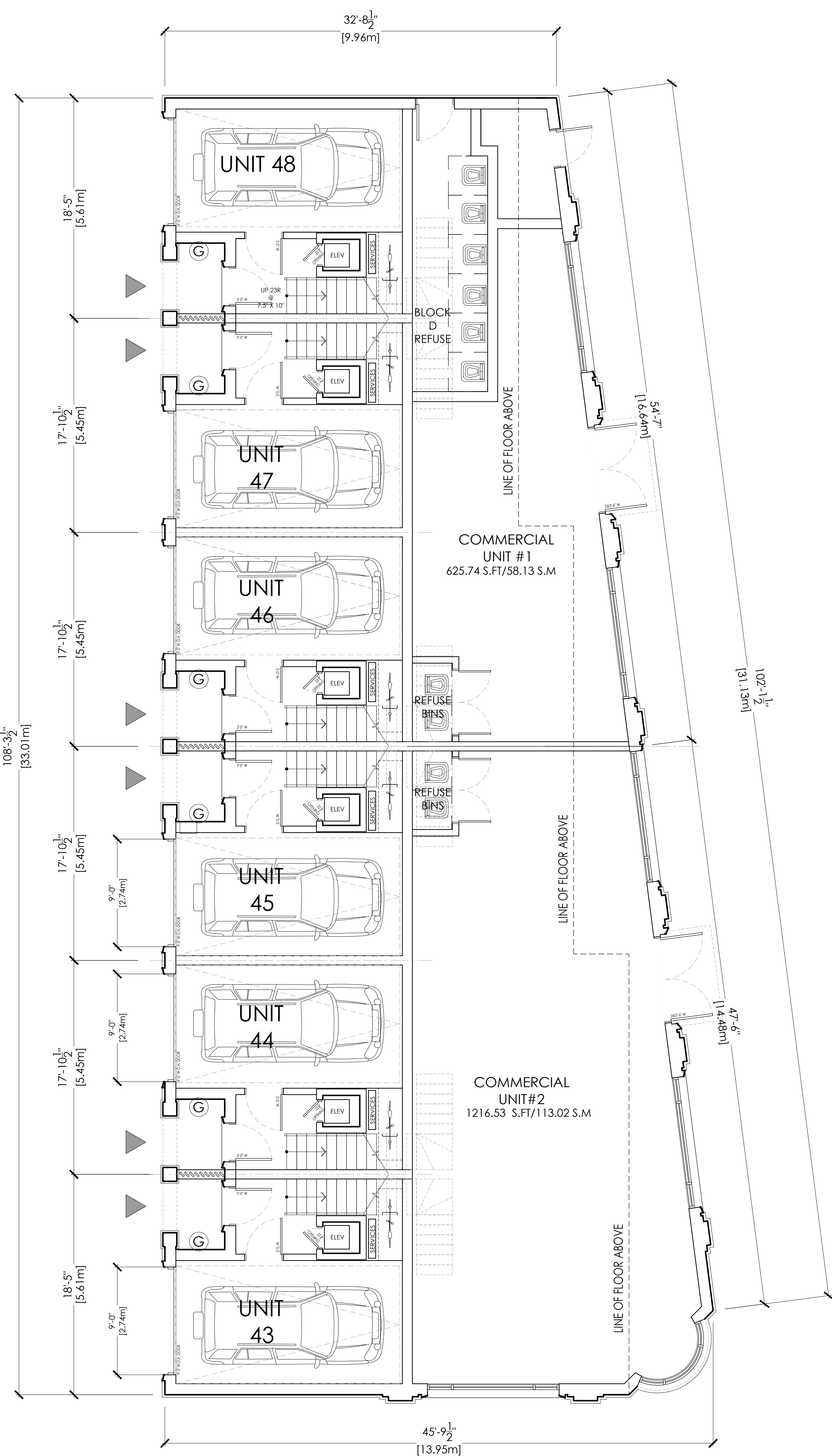

**RICHARD WENGLE
ARCHITECT INC.**
102 Avenue Road
Toronto, Ontario M5R 2H3
T: (416) 767-7575/F: (416) 767-0635
e-mail: mail@rwa-inc.ca



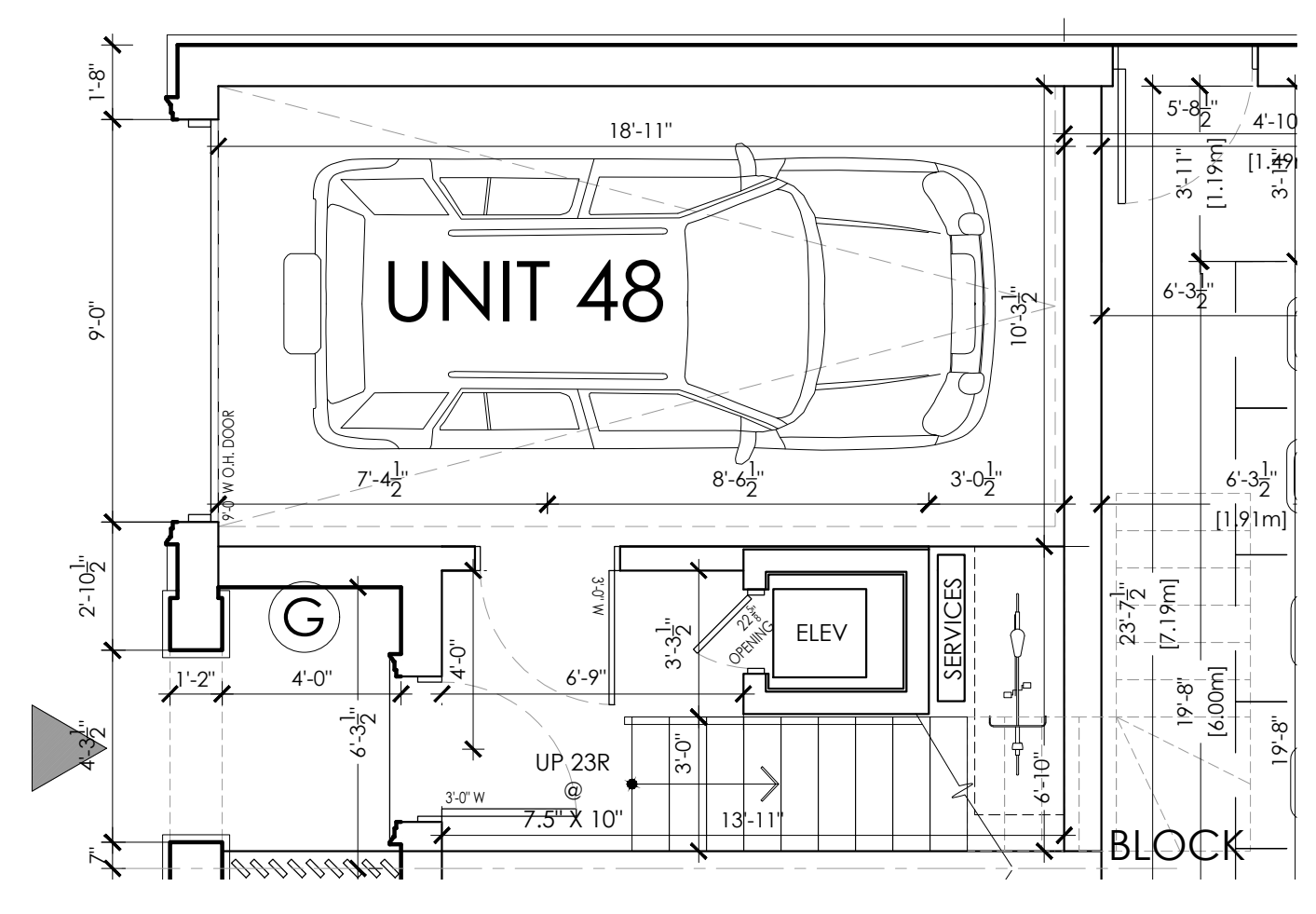
Scale: AS SHOWN
Drawn by: JZ/NT
Checked by: RW
Project No.: 2417

A2.4

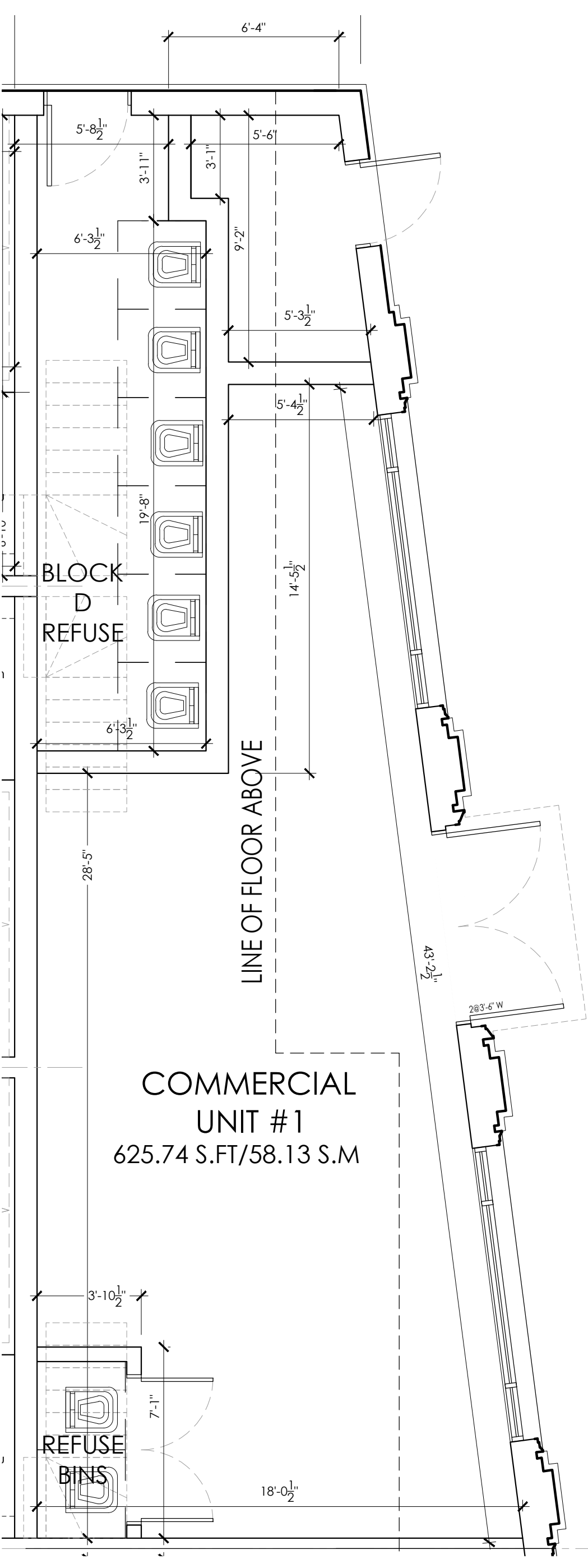
Plotting Date: JULY 08 2024
CAD File Name: F:\Current\Project\Flex\2024\2417



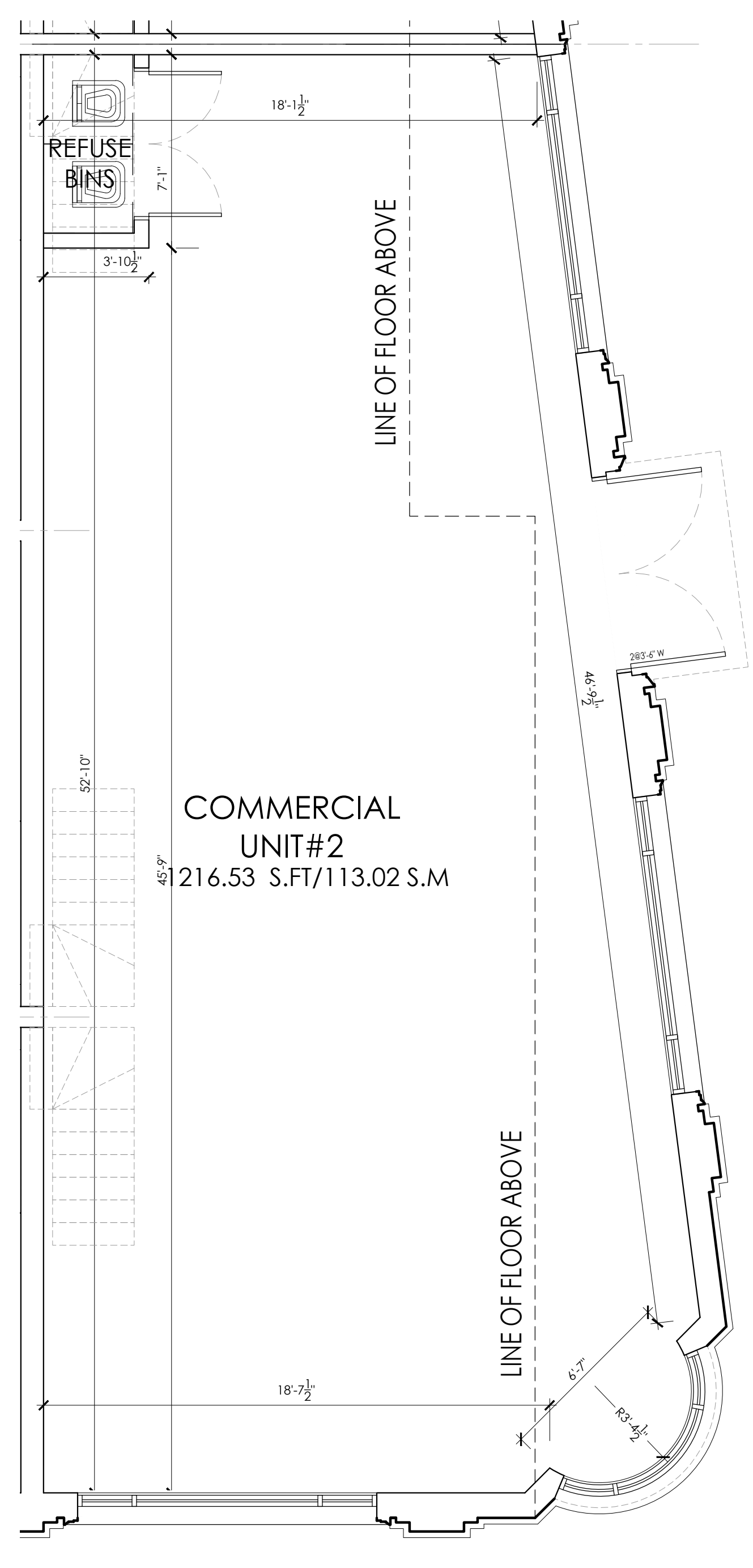
4 BLOCK D - TOWNHOUSE GARAGE/COMMERCIAL LEVEL
A2.4 SCALE: 3/16" = 1'-0"



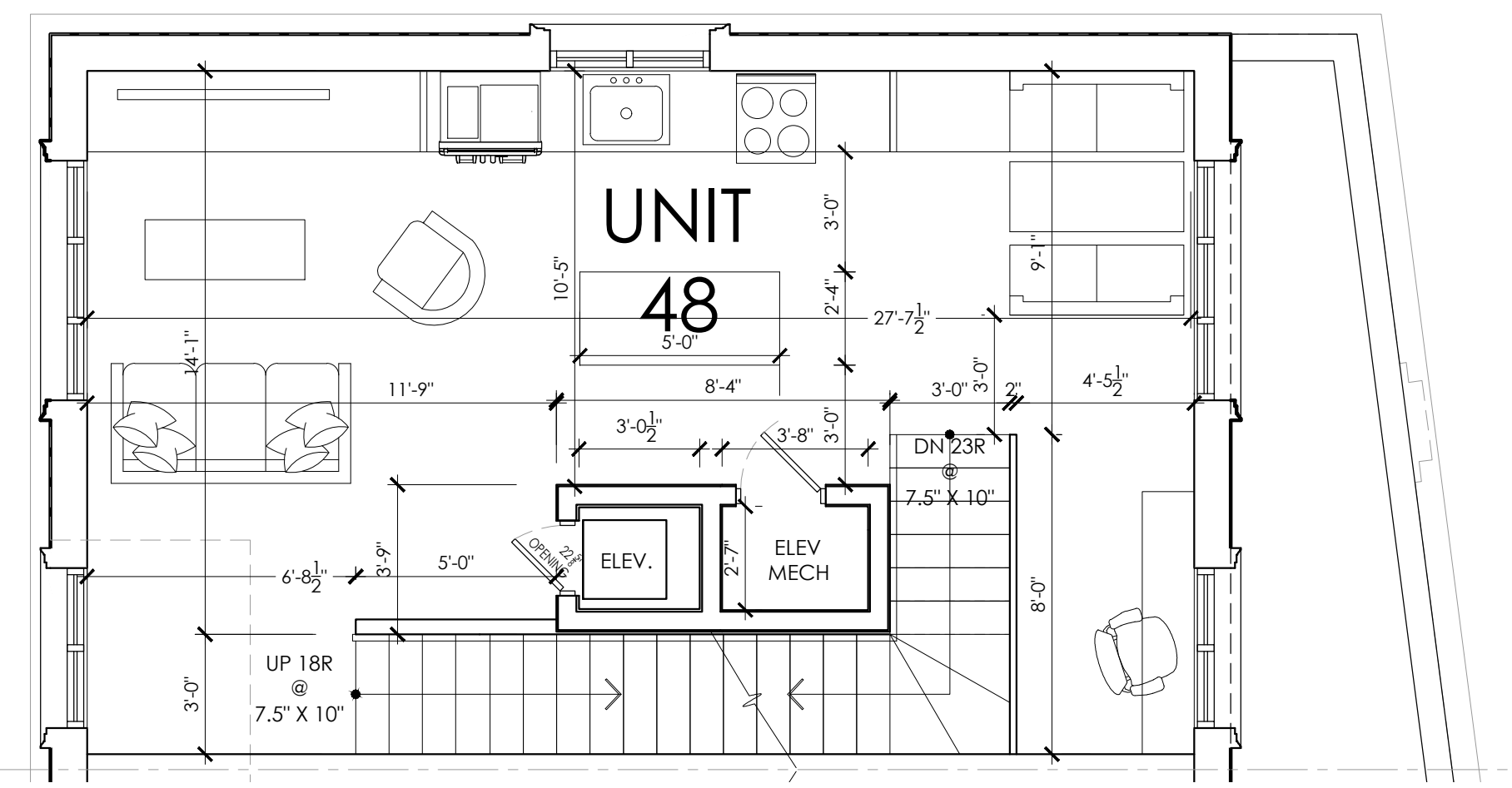
1 BLOCK D - GARAGE LEVEL - TYPICAL LAYOUT
A2.4 SCALE: 1/4" = 1'-0"



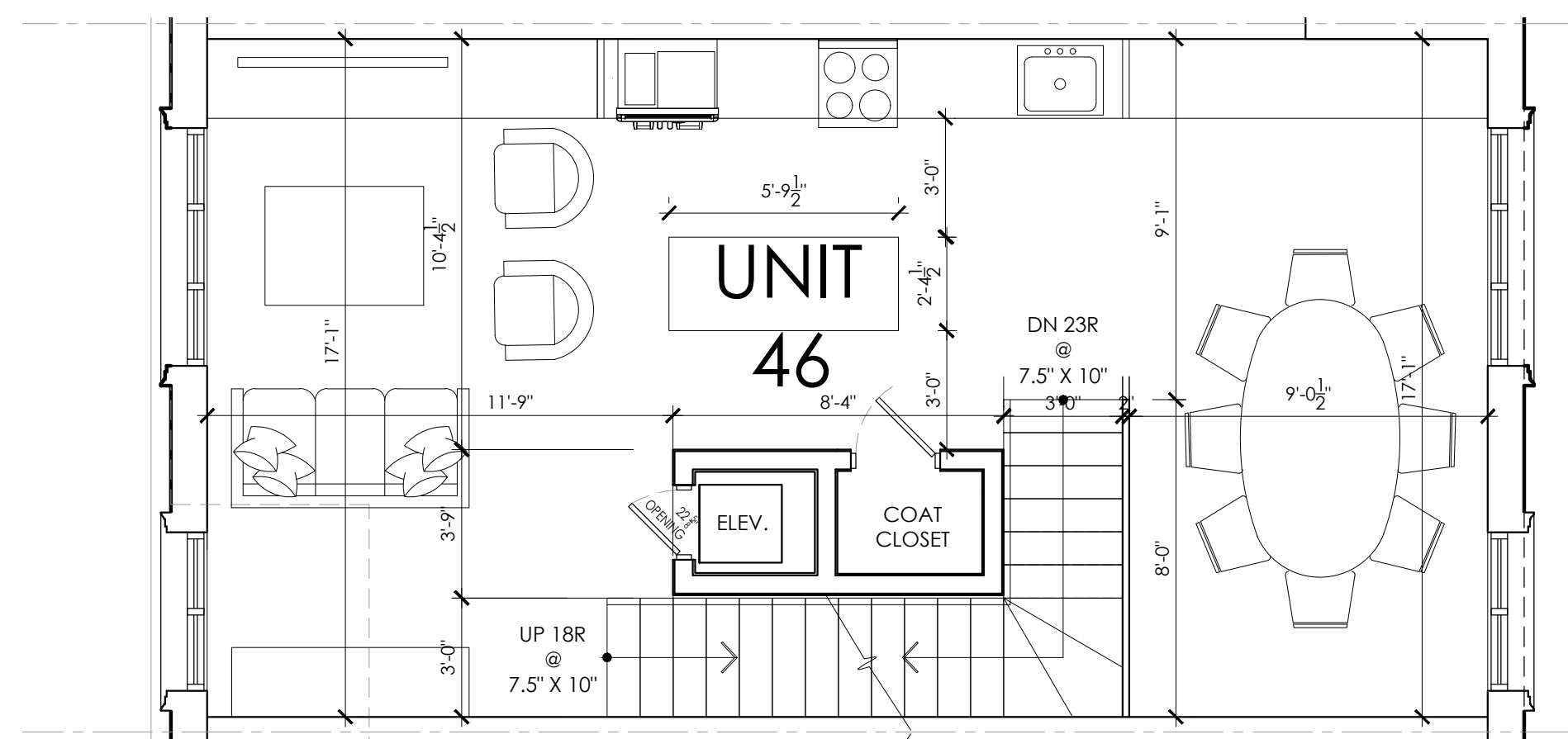
2 BLOCK D - COMMERCIAL UNIT 1
A2.4 SCALE: 1/4" = 1'-0"



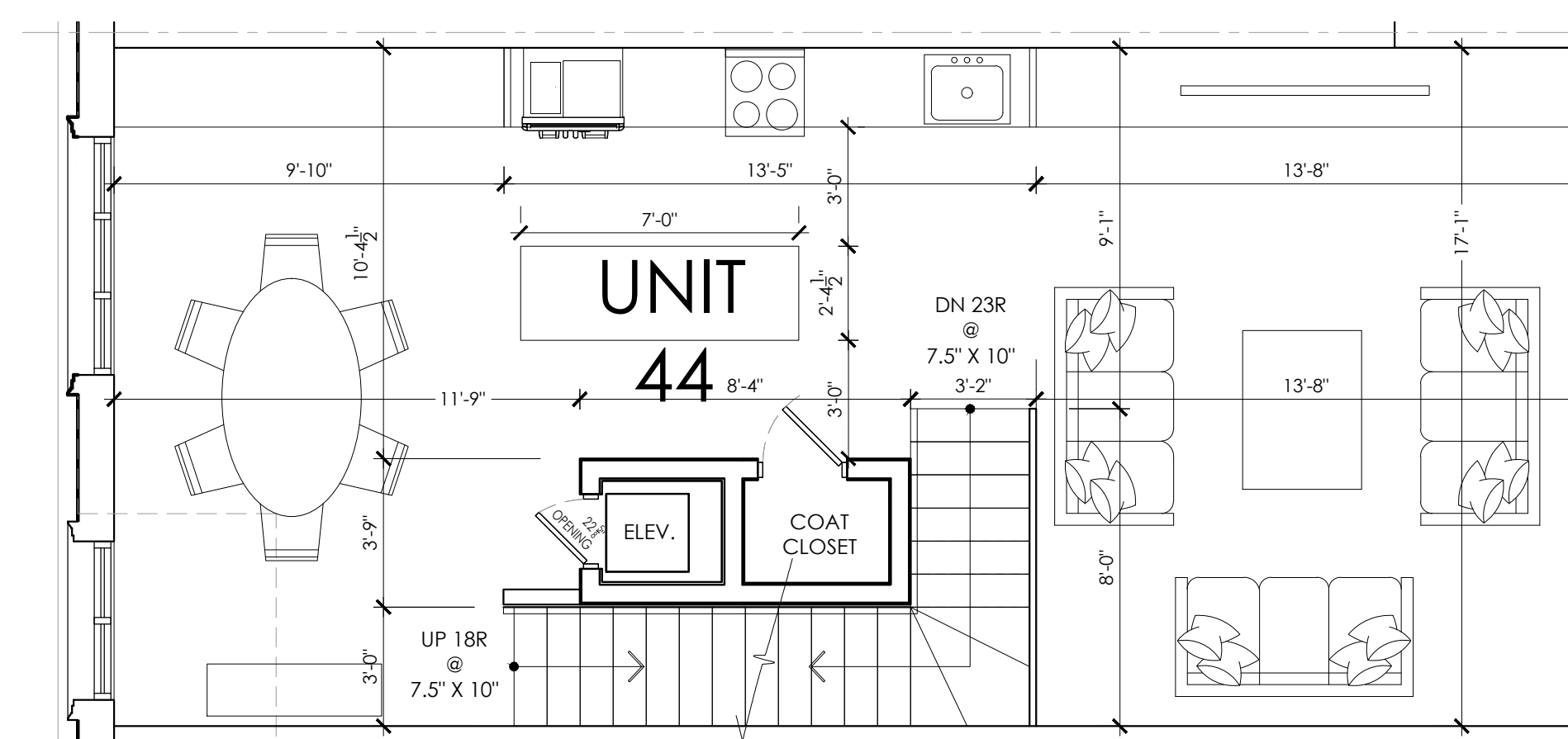
3 BLOCK D - COMMERCIAL UNIT 2
A2.4 SCALE: 1/4" = 1'-0"



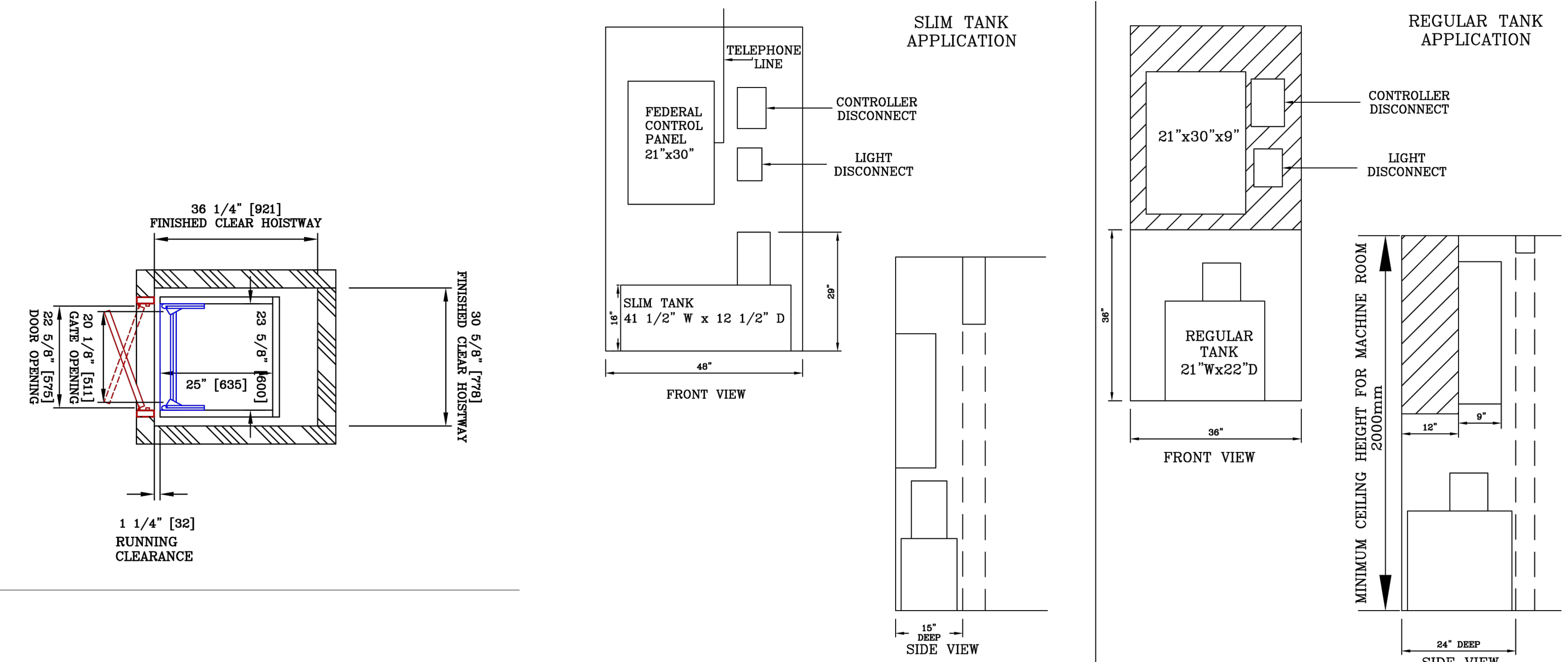
1 BLOCK D - MAIN LEVEL PLAN - UNITS 48 AND 47
SCALE: 1/4" = 1'-0"



2 BLOCK D - MAIN LEVEL PLAN - UNITS 46 AND 45
SCALE: 1/4" = 1'-0"

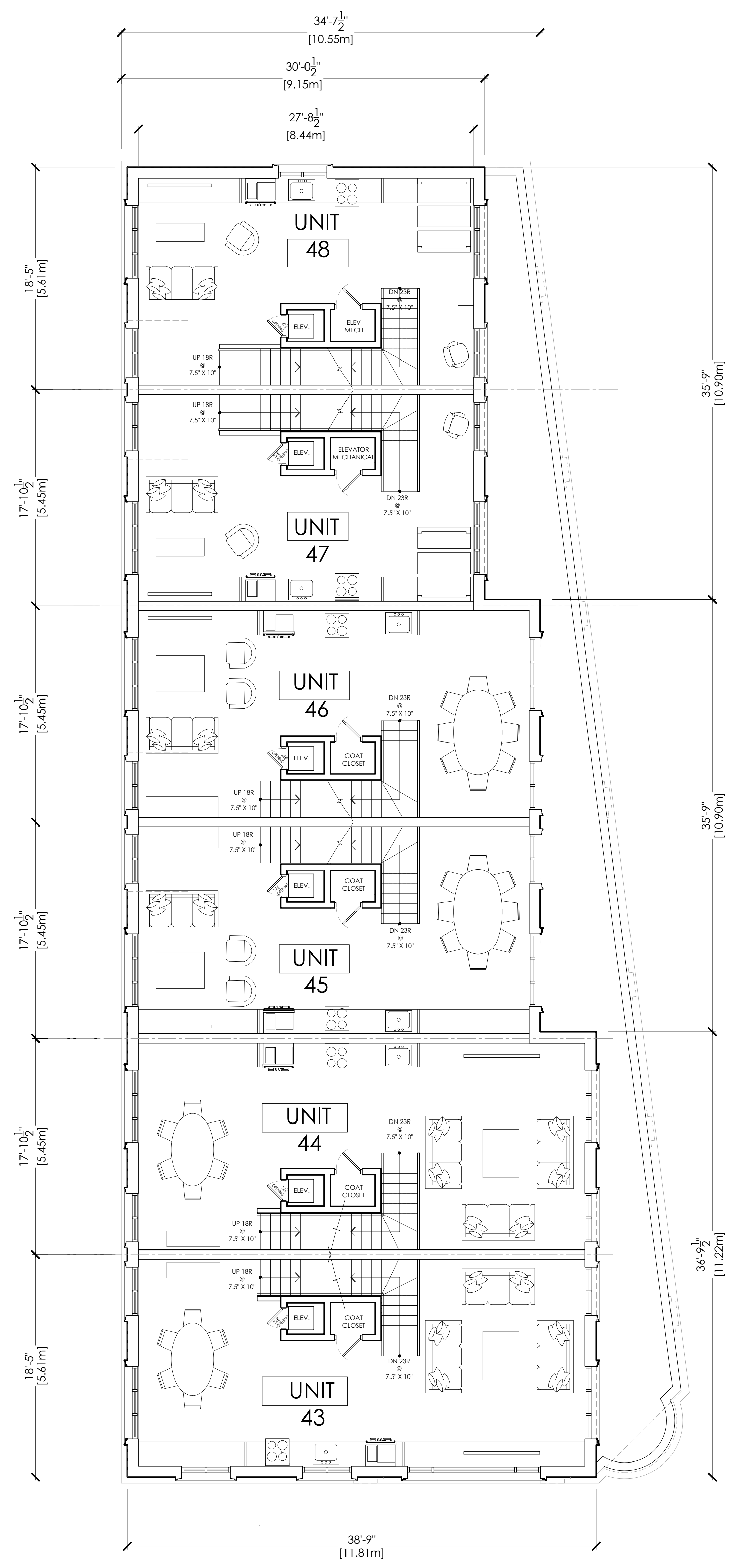


3 BLOCK D - MAIN LEVEL PLAN - UNITS 44 AND 43
SCALE: 1/4" = 1'-0"



4 BLOCK D - ELEVATOR - FEDERAL 'PETIT' TYPE E
SCALE: 1/4" = 1'-0"

5 BLOCK D - ELEVATOR MACHINE ROOM OPTIONS
SCALE: 1/4" = 1'-0"



6 BLOCK D - GROUND FLOOR PLAN
SCALE: 3/16" = 1'-0"

The Architect is not responsible for the accuracy of survey, structural, mechanical, electrical, etc. engineering information shown on the drawing. Refer to the appropriate engineering drawings before proceeding with work.

Contractor shall check all dimensions on the work and report any discrepancy to the Architect before proceeding. Construction must conform to all applicable Codes and Requirements of Authorities having Jurisdiction.

All drawings, specifications and related documents are the copyright property of the Architect and must be returned upon request. Reproduction of drawings, specifications and related documents in part or whole is forbidden without the Architect's permission.

This drawing is not to be scaled.

This drawing is not to be used for construction unless signed by the Architect.

Issued for Construction
Signature: _____
Date: _____

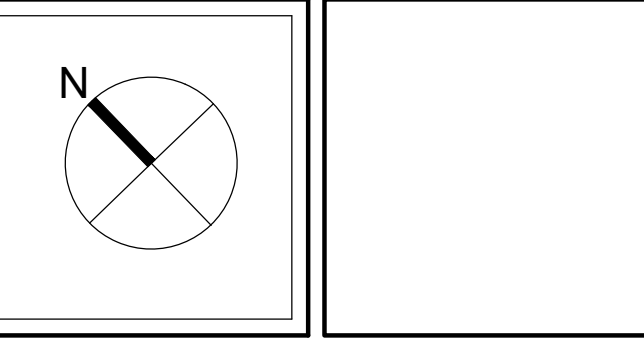
No.	Revision	Date

03	ISSUED FOR REV ZBA/SPA	08/11/24
02	PARKING CHANGES	16/10/24
01	ZBA SUBMISSION	08/07/24
No.	Issued For	Date d/m/y

Drawing Title
BLOCK 'D' FLOOR PLANS

Project
OAKVILLE GARDEN RESIDENCES CORP.
GARDEN DRIVE
OAKVILLE, ONTARIO

RICHARD WENGLE
ARCHITECT INC.
102 Avenue Road
Toronto, Ontario M5R 2H3
T: (416) 787-7575/F: (416) 787-0635
e-mail: mail@rwinc.ca



Scale: AS SHOWN
Drawn by: JZ/NT
Checked by: RW
Project No.: 2417

A2.5

Plotting Date: JULY 08 2024

CAD File Name: F:\Current\Projects\2024\2417

The Architect is not responsible for the accuracy of survey, structural, mechanical, electrical, etc. engineering information shown on the drawing. Refer to the appropriate engineering drawings before proceeding with work.

Contractor shall check all dimensions on the work and report any discrepancy to the Architect before proceeding. Construction must conform to all applicable Codes and Requirements of Authorities having jurisdiction.

All drawings, specifications and related documents are the copyright property of the Architect and must be returned upon request. Reproduction of drawings, specifications and related documents in part or whole is forbidden without the Architect's permission.

This drawing is not to be scaled.

This drawing is not to be used for construction unless signed by the Architect.

Issued for Construction
Signature: _____
Date: _____

No.	Revision	Date

03	ISSUED FOR REV ZBA/SPA	08/11/24
02	PARKING CHANGES	16/10/24
01	ZBA SUBMISSION	08/07/24
No.	Issued For	Date d/m/y

Drawing Title

**BLOCK 'D'
FLOOR PLANS**

Project

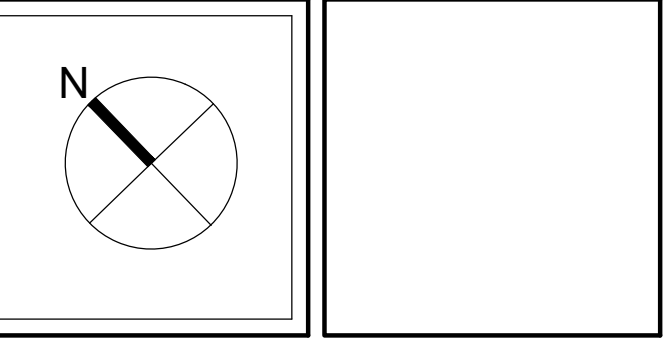
**OAKVILLE GARDEN
RESIDENCES CORP.**

GARDEN DRIVE
OAKVILLE, ONTARIO



**RICHARD WENGLE
ARCHITECT INC.**

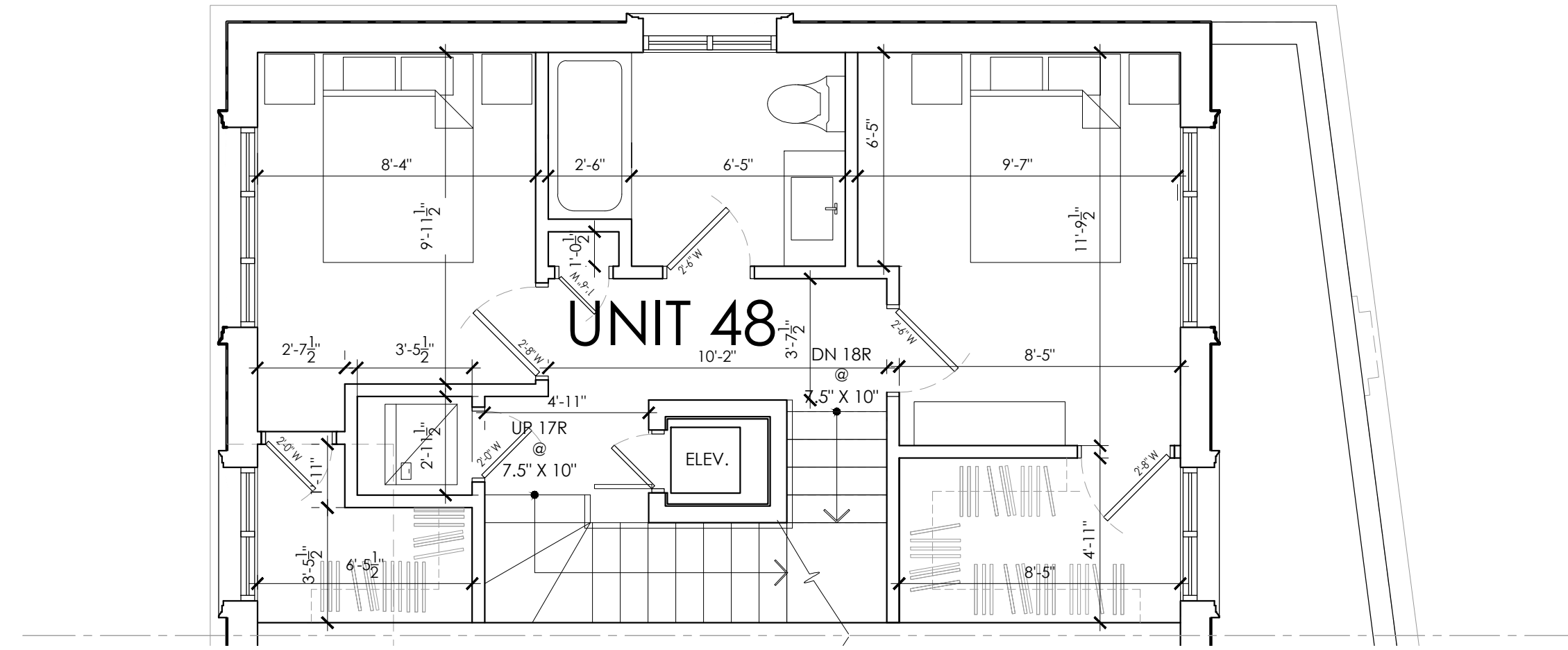
102 Avenue Road
Toronto, Ontario M5R 2H3
T: (416) 787-7575/F: (416) 787-0635
e-mail: mail@rwaic.ca



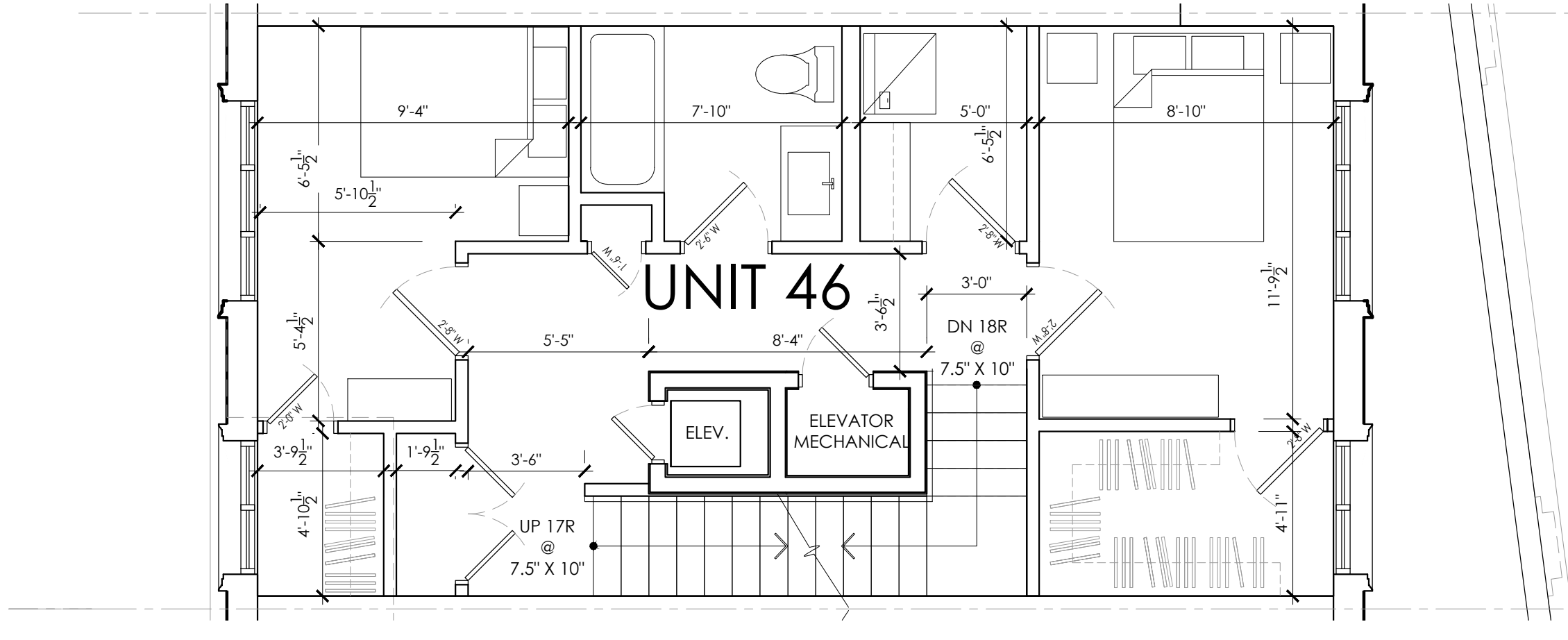
Scale: AS SHOWN
Drawn by: JZ/NT
Checked by: RW
Project No.: 2417

A2.6

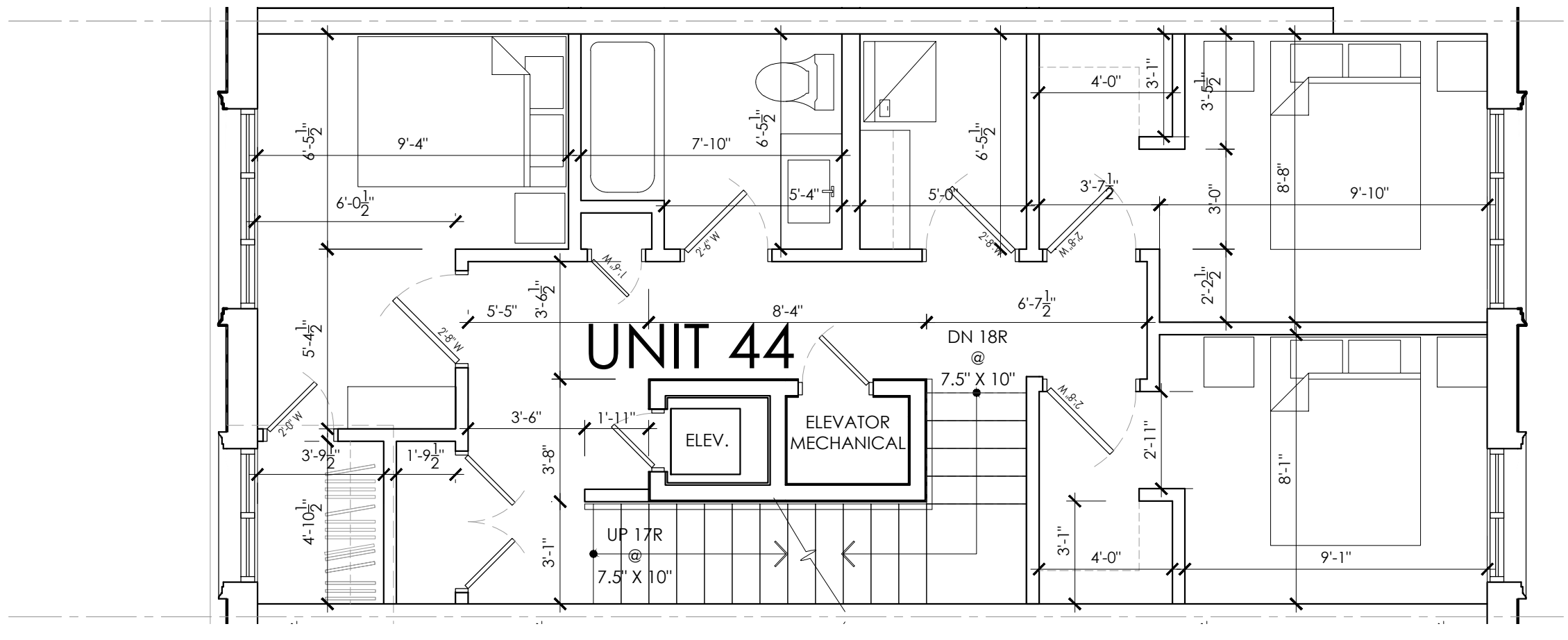
Cost File Name: P:\Current\Projects\2024\2417



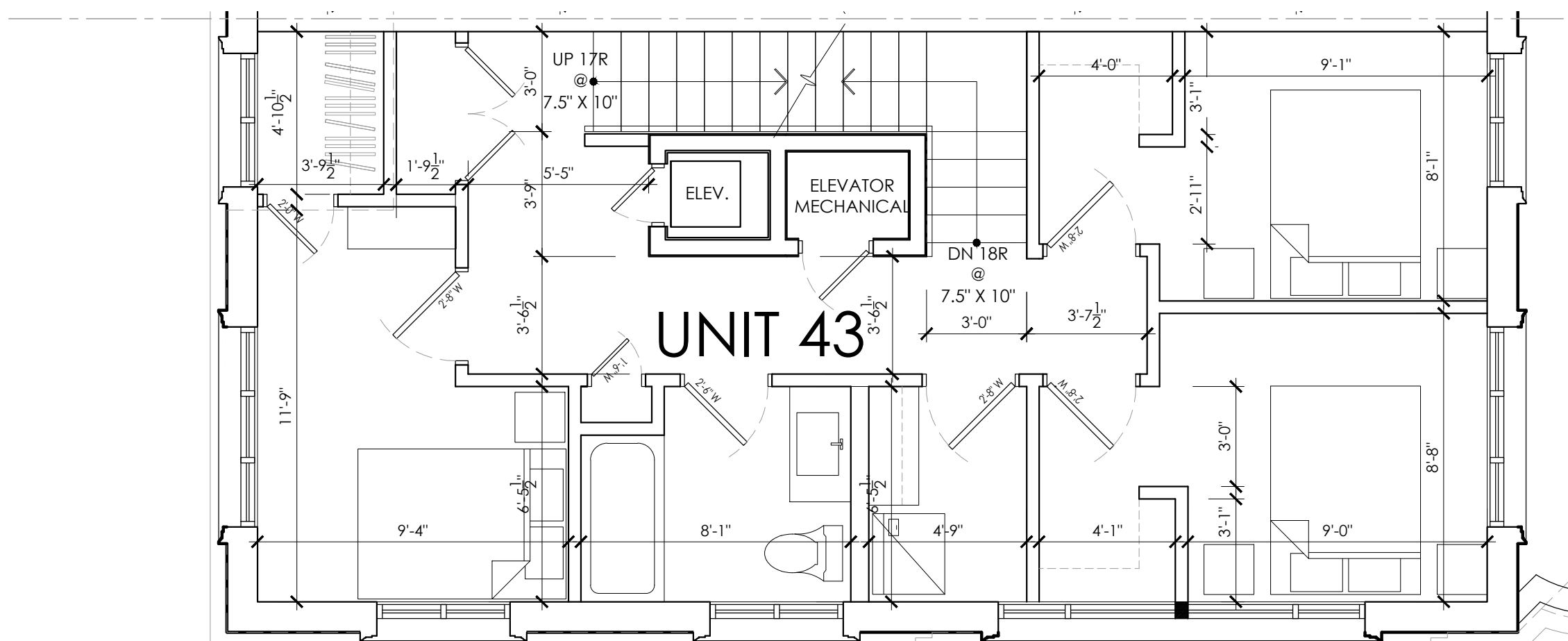
1 BLOCK D - SECOND FLOOR PLAN - UNITS 48 AND 47
A2.6 SCALE: 1/4" = 1'-0"



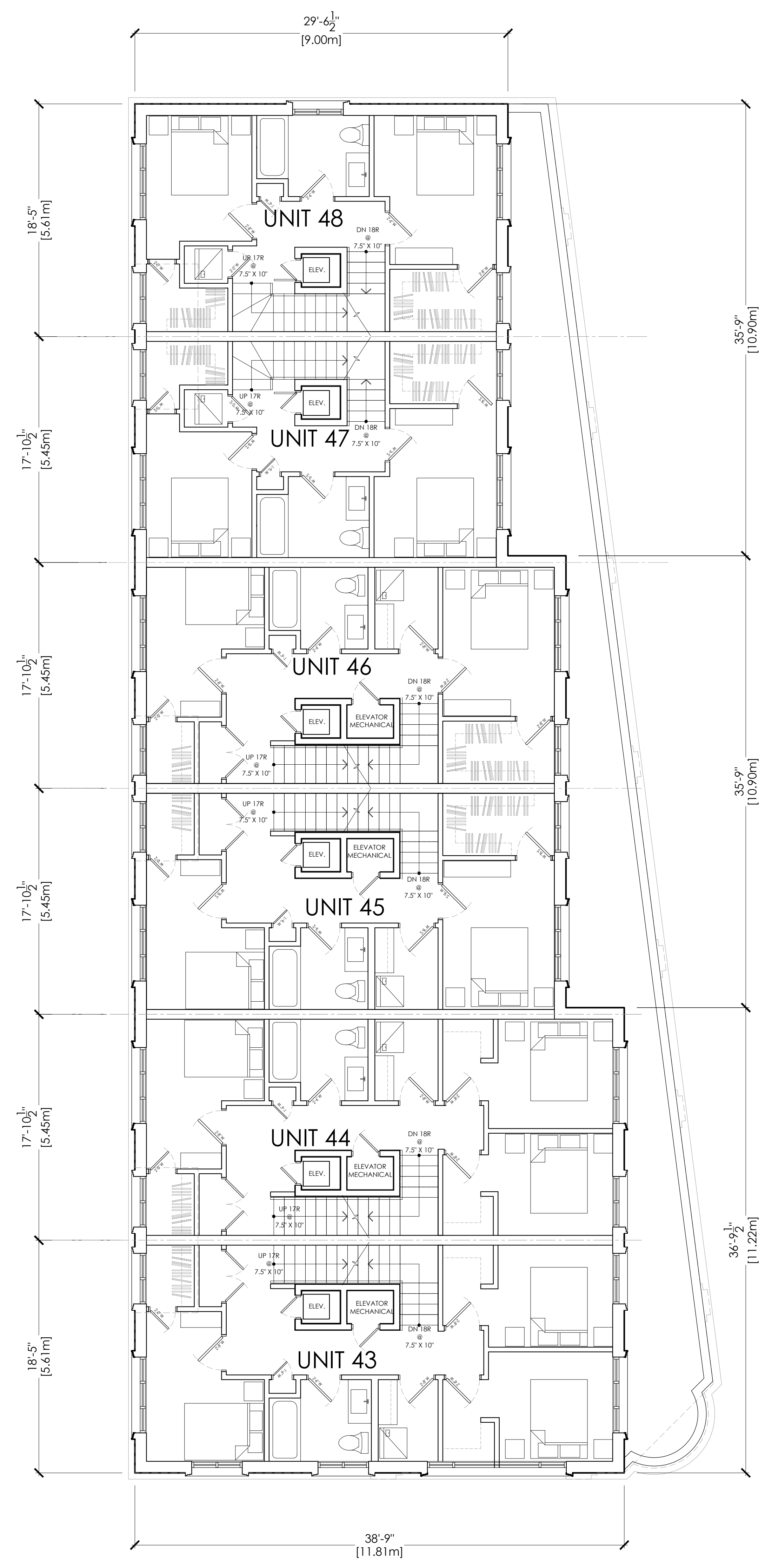
2 BLOCK D - SECOND FLOOR PLAN - UNITS 46 AND 45
A2.6 SCALE: 1/4" = 1'-0"



3 BLOCK D - SECOND FLOOR PLAN - UNIT 44
A2.6 SCALE: 1/4" = 1'-0"



4 BLOCK D - SECOND FLOOR PLAN - UNIT 43
A2.6 SCALE: 1/4" = 1'-0"



5 BLOCK D - SECOND FLOOR PLAN
A2.6 SCALE: 3/16" = 1'-0"

The Architect is not responsible for the accuracy of survey, structural, mechanical, electrical, etc. engineering information shown on the drawing. Refer to the appropriate engineering drawings before proceeding with work.

Contractor shall check all dimensions on the work and report any discrepancy to the Architect before proceeding. Construction must conform to all applicable Codes and Requirements of Authorities having Jurisdiction.

All drawings, specifications and related documents are the copyright property of the Architect and must be returned upon request. Reproduction of drawings, specifications and related documents in part or whole is forbidden without the Architect's permission.

This drawing is not to be scaled.

This drawing is not to be used for construction unless signed by the Architect.


Issued for Construction
Signature: _____
Date: _____

No.	Revision	Date

03	ISSUED FOR REV ZBA/SPA	08/11/24
02	PARKING CHANGES	16/10/24
01	ZBA SUBMISSION	08/07/24
No.	Issued For	Date d/m/y

Drawing Title
BLOCK A SOUTH ELEVATION

Project
OAKVILLE GARDEN RESIDENCES CORP.
GARDEN DRIVE
OAKVILLE, ONTARIO


RICHARD WENGLE ARCHITECT INC.
102 Avenue Road
Toronto, Ontario M5R 2H3
T: (416) 787-7575/F: (416) 787-0635
e-mail: mail@rwainc.ca

Scale: AS SHOWN
Drawn by: JZ/NT
Checked by: RW
Project No.: 2417

A3.0



1
A3.0 SOUTH ELEVATION
SCALE: 1/4" = 1'-0"

Plotting Date: JULY 08 2024

Cad File Name: P:\CurrentProjectFiles\2024\2417

The Architect is not responsible for the accuracy of survey, structural, mechanical, electrical, etc. engineering information shown on the drawing. Refer to the appropriate engineering drawings before proceeding with work.

Contractor shall check all dimensions on the work and report any discrepancy to the Architect before proceeding. Construction must conform to all applicable Codes and Requirements of Authorities having Jurisdiction.

All drawings, specifications and related documents are the copyright property of the Architect and must be returned upon request. Reproduction of drawings, specifications and related documents in part or whole is forbidden without the Architect's permission.

This drawing is not to be scaled.

This drawing is not to be used for construction unless signed by the Architect.

Issued for Construction

Signature: _____
Date: _____


No.	Revision	Date

03	ISSUED FOR REV ZBA/SPA	08/11/24
02	PARKING CHANGES	16/10/24
01	ZBA SUBMISSION	08/07/24
No.	Issued For	Date d/m/y

Drawing Title

**BLOCK A
NORTH ELEVATION**

Project


RICHARD WENGLER
ARCHITECT INC.
102 Avenue Road
Toronto, Ontario M5R 2H3
T: (416) 787-7575/F: (416) 787-0635
e-mail: mail@rwainc.ca

Scale: AS SHOWN
Drawn by: JZ/NT
Checked by: RW
Project No.: 2417

A3.2

Scale: AS SHOWN

Drawn by: JZ/NT

Checked by: RW

Project No.: 2417

Plotting Date: JULY 08 2024

Cad File Name: F:\CurrentProjects\2024\2417



1
A3.2 NORTH ELEVATION
SCALE: 1/4"= 1'-0"

The Architect is not responsible for the accuracy of survey, structural, mechanical, electrical, etc. engineering information shown on the drawing. Refer to the appropriate engineering drawings before proceeding with work.

Contractor shall check all dimensions on the work and report any discrepancy to the Architect before proceeding. Construction must conform to all applicable Codes and Requirements of Authorities having Jurisdiction.

All drawings, specifications and related documents are the copyright property of the Architect and must be returned upon request. Reproduction of drawings, specifications and related documents in part or whole is forbidden without the Architect's permission.

This drawing is not to be scaled.

This drawing is not to be used for construction unless signed by the Architect.

Issued for Construction
 Signature: _____
 Date: _____

No.	Revision	Date

03	ISSUED FOR REV ZBA/SPA	08/11/24
02	PARKING CHANGES	16/10/24
01	ZBA SUBMISSION	08/07/24
No.	Issued For	Date d/m/y

Drawing Title
**BLOCK A
 WEST ELEVATION**

Project


RICHARD WENGLER
 ARCHITECT INC.
 102 Avenue Road
 Toronto, Ontario M5R 2H3
 T: (416) 787-7575/F: (416) 787-0635
 e-mail: mail@rwainc.ca

Scale: AS SHOWN
 Drawn by: JZ/NT
 Checked by: RW
 Project No.: 2417

A3.3



1
A3.3 WEST ELEVATION
 SCALE: 1/4"= 1'-0"

Plotting Date: JULY 08 2024

Cad File Name: F:\CurrentProjects\2024\2417

The Architect is not responsible for the accuracy of survey, structural, mechanical, electrical, etc., engineering information shown on the drawing. Refer to the appropriate engineering drawings before proceeding with work.

Contractor shall check all dimensions on the work and report any discrepancy to the Architect before proceeding. Construction must conform to all applicable Codes and Requirements of Authorities having Jurisdiction.

All drawings, specifications and related documents are the copyright property of the Architect and must be returned upon request. Reproduction of drawings, specifications and related documents in part or whole is forbidden without the Architect's permission.

This drawing is not to be scaled.
This drawing is not to be used for construction unless signed by the Architect.


Issued for Construction
Signature: _____
Date: _____

No.	Revision	Date

03	ISSUED FOR REV ZBA/SPA	08/11/24
02	PARKING CHANGES	16/10/24
01	ZBA SUBMISSION	08/07/24
No.	Issued For	Date d/m/y

Drawing Title
BLOCK B SOUTH ELEVATION

Project



RICHARD WENGLER
ARCHITECT INC.
102 Avenue Road
Toronto, Ontario M5R 2H3
T: (416) 787-7575/F: (416) 787-0635
e-mail: mail@rwainc.ca

Scale: AS SHOWN
Drawn by: JZ/NT
Checked by: RW
Project No.: 2417

A3.4



1 SOUTH ELEVATION
A3.4 SCALE : 1/4" = 1'-0"

Plotting Date: JULY 08 2024

Cad File Name: P:\CurrentProjectFiles\2024\2417

The Architect is not responsible for the accuracy of survey, structural, mechanical, electrical, etc., engineering information shown on the drawing. Refer to the appropriate engineering drawings before proceeding with work.

Contractor shall check all dimensions on the work and report any discrepancy to the Architect before proceeding. Construction must conform to all applicable Codes and Requirements of Authorities having Jurisdiction.

All drawings, specifications and related documents are the copyright property of the Architect and must be returned upon request. Reproduction of drawings, specifications and related documents in part or whole is forbidden without the Architect's permission.

This drawing is not to be scaled.
This drawing is not to be used for construction unless signed by the Architect.

Issued for Construction
Signature: _____
Date: _____

No.	Revision	Date

03	ISSUED FOR REV ZBA/SPA	08/11/24
02	PARKING CHANGES	16/10/24
01	ZBA SUBMISSION	08/07/24
No.	Issued For	Date d/m/y

Drawing Title

**BLOCK B
EAST ELEVATION**

Project
**OAKVILLE GARDEN
RESIDENCES CORP.**
GARDEN DRIVE
OAKVILLE, ONTARIO



**RICHARD WENGLE
ARCHITECT INC.**
102 Avenue Road
Toronto, Ontario M5R 2H3
T: (416) 787-7575/F: (416) 787-0635
e-mail: mail@rwaic.ca

Scale: AS SHOWN
Drawn by: JZ/NT
Checked by: RW
Project No.: 2417

A3.5



1 EAST ELEVATION
SCALE: 1/4" = 1'-0"

Plotting Date: JULY 08 2024

Plot File Name: P:\Current\Projects\2024\2417



The Architect is not responsible for the accuracy of survey, structural, mechanical, electrical, etc. engineering information shown on the drawing. Refer to the appropriate engineering drawings before proceeding with work.

Contractor shall check all dimensions on the work and report any discrepancy to the Architect before proceeding. Construction must conform to all applicable Codes and Requirements of Authorities having Jurisdiction.

All drawings, specifications and related documents are the copyright property of the Architect and must be returned upon request. Reproduction of drawings, specifications and related documents in part or whole is forbidden without the Architect's permission.

This drawing is not to be scaled.

This drawing is not to be used for construction unless signed by the Architect.

Issued for Construction
 Signature: _____
 Date: _____

No.	Revision	Date


03	ISSUED FOR REV ZBA/SPA	08/11/24
02	PARKING CHANGES	16/10/24
01	ZBA SUBMISSION	08/07/24
No.	Issued For	Date d/m/y

1 NORTH ELEVATION
 A3.6 SCALE: 1/4"= 1'-0"

Drawing Title

**BLOCK B
 NORTH ELEVATION**

Project
**OAKVILLE GARDEN
 RESIDENCES CORP.**
 GARDEN DRIVE
 OAKVILLE, ONTARIO



**RICHARD WENGLE
 ARCHITECT INC.**
 102 Avenue Road
 Toronto, Ontario M5R 2H3
 T: (416) 787-7575/F: (416) 787-0635
 e-mail: mail@rwainc.ca

Scale: AS SHOWN

Drawn by: JZ/NT
 Checked by: RW
 Project No.: 2417

A3.6

Plotting Date: JULY 08 2024
 Cad File Name: F:\CurrentProjects\2024\2417

The Architect is not responsible for the accuracy of survey, structural, mechanical, electrical, etc., engineering information shown on the drawing. Refer to the appropriate engineering drawings before proceeding with work.

Contractor shall check all dimensions on the work and report any discrepancy to the Architect before proceeding. Construction must conform to all applicable Codes and Requirements of Authorities having Jurisdiction.

All drawings, specifications and related documents are the copyright property of the Architect and must be returned upon request. Reproduction of drawings, specifications and related documents in part or whole is forbidden without the Architect's permission.

This drawing is not to be scaled.

This drawing is not to be used for construction unless signed by the Architect.

Issued for Construction
Signature: _____
Date: _____

No.	Revision	Date

03	ISSUED FOR REV ZBA/SPA	08/11/24
02	PARKING CHANGES	16/10/24
01	ZBA SUBMISSION	08/07/24
No.	Issued For	Date d/m/y

Drawing Title

**BLOCK B
WEST ELEVATION**

Project
**OAKVILLE GARDEN
RESIDENCES CORP.**
GARDEN DRIVE
OAKVILLE, ONTARIO



**RICHARD WENGLE
ARCHITECT INC.**
102 Avenue Road
Toronto, Ontario M5R 2H3
T: (416) 787-7575/F: (416) 787-0635
e-mail: mail@rwainc.ca

--	--

Scale: AS SHOWN	A3.7
Drawn by: JZ/NT	
Checked by: RW	
Project No.: 2417	



1
A3.7 WEST ELEVATION
SCALE: 1/4" = 1'-0"

Plotting Date: JULY 08 2024
Cad File Name: P:\CurrentProjects\2024\2417



1 EAST ELEVATION
A3.9 SCALE: 1/4" = 1'-0"

The Architect is not responsible for the accuracy of survey, structural, mechanical, electrical, etc., engineering information shown on the drawing. Refer to the appropriate engineering drawings before proceeding with work.

Contractor shall check all dimensions on the work and report any discrepancy to the Architect before proceeding. Construction must conform to all applicable Codes and Requirements of Authorities having Jurisdiction.

All drawings, specifications and related documents are the copyright property of the Architect and must be returned upon request. Reproduction of drawings, specifications and related documents in part or whole is forbidden without the Architect's permission.

This drawing is not to be scaled.
This drawing is not to be used for construction unless signed by the Architect.

Issued for Construction
Signature: _____
Date: _____

No.	Revision	Date

03	ISSUED FOR REV ZBA/SPA	08/11/24
02	PARKING CHANGES	16/10/24
01	ZBA SUBMISSION	08/07/24
No.	Issued For	Date d/m/y

Drawing Title

**BLOCK C
EAST ELEVATION**

Project
**OAKVILLE GARDEN
RESIDENCES CORP.**
GARDEN DRIVE
OAKVILLE, ONTARIO

**RICHARD WENGLE
ARCHITECT INC.**
102 Avenue Road
Toronto, Ontario M5R 2H3
T: (416) 767-7575/F: (416) 767-0635
e-mail: mail@rwa-inc.ca

Scale: AS SHOWN
Drawn by: JZ/NT
Checked by: RW
Project No.: 2417

A3.9

Plotting Date: JULY 08 2024
CAD File Name: P:\CurrentProjects\2024\2417



The Architect is not responsible for the accuracy of survey, structural, mechanical, electrical, etc. engineering information shown on the drawing. Refer to the appropriate engineering drawings before proceeding with work.

Contractor shall check all dimensions on the work and report any discrepancy to the Architect before proceeding. Construction must conform to all applicable Codes and Requirements of Authorities having Jurisdiction.

All drawings, specifications and related documents are the copyright property of the Architect and must be returned upon request. Reproduction of drawings, specifications and related documents in part or whole is forbidden without the Architect's permission.

This drawing is not to be scaled.

This drawing is not to be used for construction unless signed by the Architect.

Issued for Construction
 Signature: _____
 Date: _____

No.	Revision	Date

No.	Issued For	Date d/m/y
03	ISSUED FOR REV ZBA/SPA	08/11/24
02	PARKING CHANGES	16/10/24
01	ZBA SUBMISSION	08/07/24

No.	Issued For	Date d/m/y

Drawing Title

**BLOCK D
EAST ELEVATION**

Project
**OAKVILLE GARDEN
RESIDENCES CORP.**
 GARDEN DRIVE
 OAKVILLE, ONTARIO

**RICHARD WENGLE
ARCHITECT INC.**
 102 Avenue Road
 Toronto, Ontario M5R 2H3
 T: (416) 767-7575/F: (416) 767-0635
 e-mail: mail@rwainc.ca

--	--

Scale: AS SHOWN
 Drawn by: JZ/NT
 Checked by: RW
 Project No.: 2417

A3.13

1
A3.13 EAST ELEVATION
 SCALE: 1/4" = 1'-0"

Plotting Date: JULY 08 2024
 Cad File Name: F:\Current\Project\Rev\2024\2417



1 EAST ELEVATION
A3.17 SCALE: 1/4" = 1'-0"

The Architect is not responsible for the accuracy of survey, structural, mechanical, electrical, etc. engineering information shown on the drawing. Refer to the appropriate engineering drawings before proceeding with work.

Contractor shall check all dimensions on the work and report any discrepancy to the Architect before proceeding. Construction must conform to all applicable Codes and Requirements of Authorities having Jurisdiction.

All drawings, specifications and related documents are the copyright property of the Architect and must be returned upon request. Reproduction of drawings, specifications and related documents in part or whole is forbidden without the Architect's permission.

This drawing is not to be scaled.

This drawing is not to be used for construction unless signed by the Architect.

Issued for Construction
Signature: _____
Date: _____

No.	Revision	Date

03	ISSUED FOR REV ZBA/SPA	08/11/24
02	PARKING CHANGES	16/10/24
01	ZBA SUBMISSION	08/07/24
No.	Issued For	Date d/m/y

Drawing Title
**COLORED BLOCK D
EAST ELEVATION**

Project
**OAKVILLE GARDEN
RESIDENCES CORP.**
GARDEN DRIVE
OAKVILLE, ONTARIO


**RICHARD WENGLE
ARCHITECT INC.**
102 Avenue Road
Toronto, Ontario M5R 2H3
T: (416) 767-7575/F: (416) 767-0635
e-mail: mail@rwainc.ca

Scale: AS SHOWN
Drawn by: JZ/NT
Checked by: RW
Project No.: 2417

A3.17

Plotting Date: JULY 08 2024

CAD File Name: F:\Current\Project\Flex\2024\2417



The Architect is not responsible for the accuracy of survey, structural, mechanical, electrical, etc. engineering information shown on the drawing. Refer to the appropriate engineering drawings before proceeding with work.

Contractor shall check all dimensions on the work and report any discrepancy to the Architect before proceeding. Construction must conform to all applicable Codes and Requirements of Authorities having Jurisdiction.

All drawings, specifications and related documents are the copyright property of the Architect and must be returned upon request. Reproduction of drawings, specifications and related documents in part or whole is forbidden without the Architect's permission.

This drawing is not to be scaled.

This drawing is not to be used for construction unless signed by the Architect.


Issued for Construction
Signature: _____
Date: _____

No.	Revision	Date

03	ISSUED FOR REV ZBA/SPA	08/11/24
02	PARKING CHANGES	16/10/24
01	ZBA SUBMISSION	08/07/24
No.	Issued For	Date d/m/y

Drawing Title
3D PERSPECTIVE VIEWS

Project
OAKVILLE GARDEN RESIDENCES CORP.
GARDEN DRIVE
OAKVILLE, ONTARIO



RICHARD WENGLE ARCHITECT INC.
102 Avenue Road
Toronto, Ontario M5R 2H3
T: (416) 787-7575/F: (416) 787-0635
e-mail: mail@rwainc.ca



Scale: AS SHOWN
Drawn by: AH/NT/JZ
Checked by: RW
Project No.: 2417

A5.0



The Architect is not responsible for the accuracy of survey, structural, mechanical, electrical, etc. engineering information shown on the drawing. Refer to the appropriate engineering drawings before proceeding with work.

Contractor shall check all dimensions on the work and report any discrepancy to the Architect before proceeding. Construction must conform to all applicable Codes and Requirements of Authorities having Jurisdiction.

All drawings, specifications and related documents are the copyright property of the Architect and must be returned upon request. Reproduction of drawings, specifications and related documents in part or whole is forbidden without the Architect's permission.

This drawing is not to be scaled.

This drawing is not to be used for construction unless signed by the Architect.

Issued for Construction
Signature: _____
Date: _____

No.	Revision	Date

03	ISSUED FOR REV ZBA/SPA	08/11/24
02	PARKING CHANGES	16/10/24
01	ZBA SUBMISSION	08/07/24
No.	Issued For	Date d/m/y

Drawing Title
3D PERSPECTIVE VIEWS

Project
OAKVILLE GARDEN RESIDENCES CORP.
GARDEN DRIVE
OAKVILLE, ONTARIO

RICHARD WENGLE ARCHITECT INC.
102 Avenue Road
Toronto, Ontario M5R 2H3
T: (416) 787-7575/F: (416) 787-0635
e-mail: mail@rwaic.ca

Scale: AS SHOWN
Drawn by: AH/NT/JZ
Checked by: RW
Project No.: 2417

A5.1

Plotting Date: NOVEMBER 21, 2024
CAD File Name: P:\CurrentProjectFiles\2024\2417