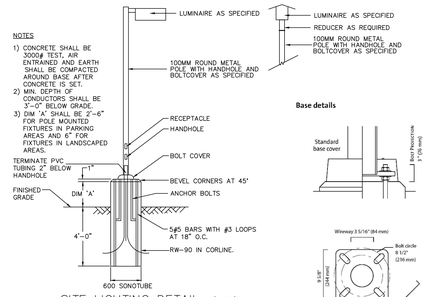

SITE LIGHTING DETAIL (N.T.S.)

NOTES
1) CONCRETE SHALL BE 30MPa TEST, AIR ENTRAINED AND EARTH SHALL BE COMPACTED AROUND BASE AFTER CONCRETE IS SET.
2) MIN. DEPTH OF CONDUCTORS SHALL BE 3'–0" BELOW GRADE.
3) DIM 'A' SHALL BE 2'–6" FOR POLE MOUNTED FIXTURES IN PARKING AREAS AND 6" FOR FIXTURES IN LANDSCAPED AREAS.

Base details

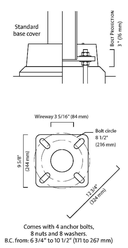

NOTES
1) DIM. "A" SHALL BE 150mm FOR FIXTURES IN LANDSCAPED AREAS AND 760mm FOR POLE–MOUNTED FIXTURES WITHIN 1 METRE TO PARKING AREAS.
FOR LIGHTING BOLLARDS, DIM. "A" SHALL BE 75mm (MAX).
2) CONCRETE SHALL BE #3000 TEST, AIR ENTRAINED AND EARTH SHALL BE COMPACTED AROUND BASE AFTER CONCRETE IS SET.
3) ALL DIMENSIONS ARE IN mm UNLESS OTHERWISE NOTED.

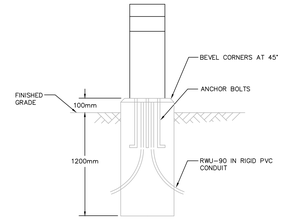

LIGHTING BOLLARD BASE DETAIL

(N.T.S.)

NOTES:
1. CONCRETE SHALL BE 20MPA TEST; AIR ENTRAINED AND EARTH SHALL BE COMPACTED AROUND BASE AFTER CONCRETE IS SET.
2. MIN. DEPTH OF CONDUCTORS SHALL BE 750mm BELOW GRADE.

COPYRIGHT OF THE CONSULTANTS, ALL RIGHTS RESERVED. THIS DRAWING OR PART THEREOF, THE DESIGN, INFORMATION OR SUPPLIED AS DIGITAL DATA, MAY BE REPRODUCED, STORED IN A RETRIEVAL SYSTEM OR TRANSMITTED IN ANY FORM OR BY ANY MEANS, MECHANICAL PHOTOCOPYING, RECORDING OR OTHERWISE WITHOUT THE PRIOR WRITTEN PERMISSION OF CONSULTANTS. ALL DIMENSIONS TO BE CHECKED ON SITE BY THE CONTRACTOR. ANY DISCREPANCIES TO BE REPORTED TO THE SITE SUPERINTENDENT PRIOR TO PROCEEDING WITH THE WORK. DRAWINGS ARE NOT TO BE SCALED.
THE GENERAL CONTRACTOR SHALL CHECK AND VERIFY ALL DIMENSIONS AND REPORT ALL ERRORS AND OMISSIONS. DRAWINGS MUST NOT BE SCALED

GENERAL ELECTRICAL REQUIREMENT

ALL ELECTRICAL TRADES MUST FAMILIARIZE THEMSELVES WITH THE LATEST ARCHITECTURAL BULKHEAD LAYOUT AND INTERIOR DESIGNER'S REFLECTED CEILING PLANS AND ELEVATIONS PRIOR TO SLEEVING FLOORS AND ROUGHING IN ANY CONDUIT, OUTLET BOXES AND LIGHTING FIXTURES. THAT ALL HORIZONTAL CONDUIT PIPING RUNS WITHIN THE AVAILABLE BULKHEADS. DISCREPANCIES MUST BE REPORTED TO THE SITE SUPERINTENDENT AND ENGINEER PRIOR TO PROCEEDING WITH THE WORK

No.	Revision	Date
1	-	-

No.	Issued For	Date d/m/y
1	SPA SUBMISSION	08/11/2024

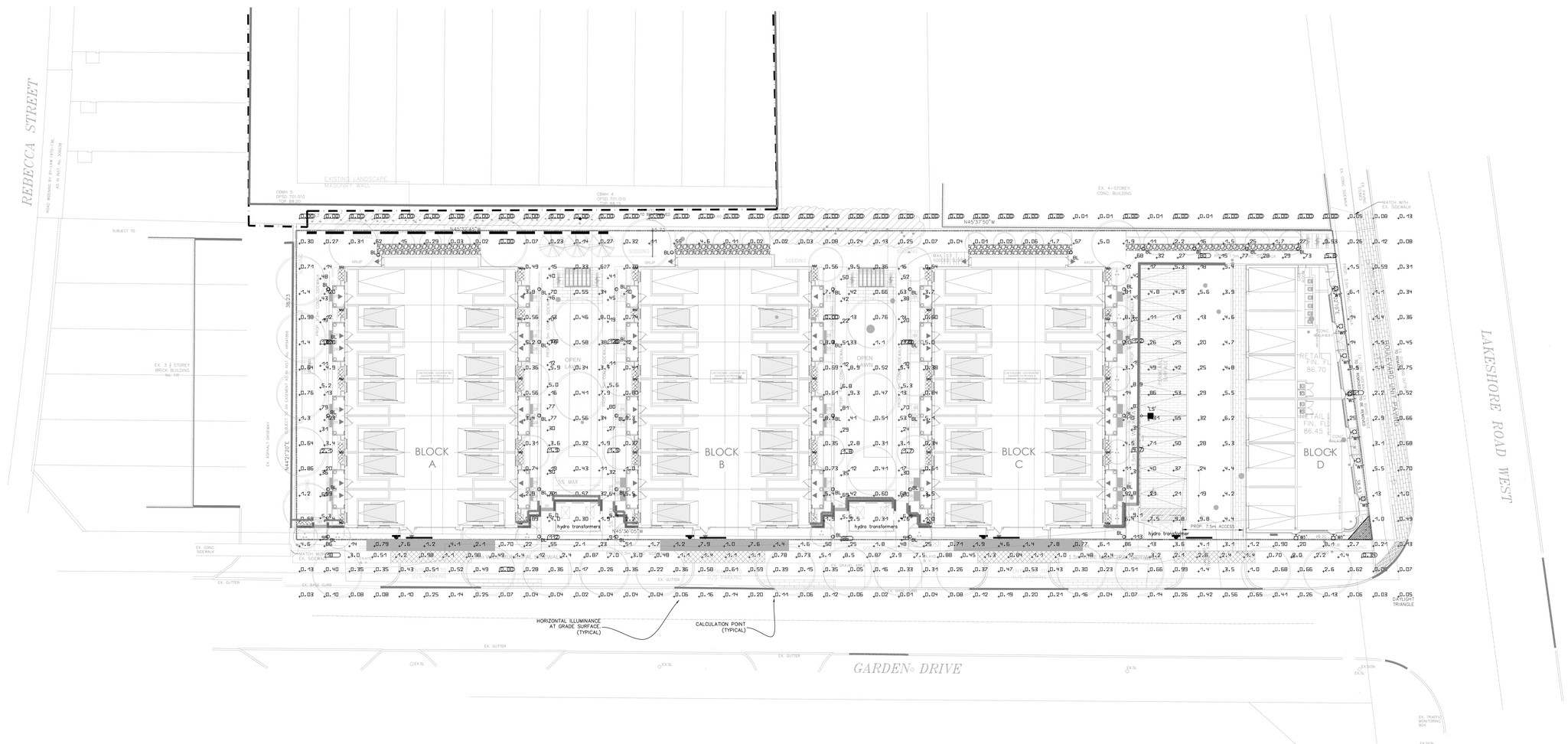

Drawing Title

PHOTOMETRIC PLAN

Project

Oakville Garden Residences Corp.

105 Garden Drive
Oakville, Ontario

CSEI - INTRON Engineering Inc.
Mechanical and Electrical Engineering
Tel:(416)530–1703 Fax:(416)530–0807
EMAIL: kkierdorf@csei–engineering.com

NORTH

LICENSED PROFESSIONAL ENGINEER
KARENDAVID KIERDORF
100100169
2024/11/08
PROVINCE OF ONTARIO

Scale:	1 : 200
Drawn by:	JL
Checked by:	LL
Project No.:	24125
Date:	JUNE, 2024

E-1.2

Cad file name:

Luminaire list

Index	Manufacturer	Article name	Item number	Fitting	Luminous flux	Maintenance factor	Connected load	Quantity
BL	Philips	Pureform Gen2 – Bollard	PBC–14L–200–NW–G2–3–UNV1x		965 lm	0.80	10.6 W	37
LS	Cooper Lighting	"CALLEON AREA" AND ROADWAY LUMINAIRE (3) 70 CRI, 4000K, 615mA LIGHTSQUARES WITH GLARE EACH AND TYPE III SPILL LIGHT ELIMINATOR OPTICS WITH HOUSE SIDE SHIELD	GLEON–SA3A–740–U–SL3–HSS	8x	12153 lm	0.80	96 W	1
W1	Cooper Lighting	LUMIERE LANTERRA 9002 LED WALL LUMINAIRE, RECESSED LENS, FLOOD OPTIC, BLACK HOUSING.	9002–W1–[RW, RI] – LED3090–F–BK–L1–UNV	1x (1) 3000K CCT, 90 CRI LED	834 lm	0.80	10 W	15

Photometric

#	Name	Parameter	Min	Max	Average	Mean/Min	Max/Min
1	OVERALL SITE	Horizontal Illuminance	0.00 lx	161 lx	10.1 lx	–	–
2	WALKWAY 1	Horizontal Illuminance	2.07 lx	131 lx	44.3 lx	21.4	63.3
3	WALKWAY 2	Horizontal Illuminance	1.86 lx	112 lx	42.8 lx	23.0	60.2
4	WALKWAY 3	Horizontal Illuminance	1.90 lx	120 lx	41.8 lx	22.0	63.2
5	WALKWAY 4	Horizontal Illuminance	1.85 lx	86.2 lx	37.8 lx	20.4	46.6
6	WALKWAY 5	Horizontal Illuminance	1.65 lx	129 lx	43.6 lx	26.4	78.2
7	WALKWAY 6	Horizontal Illuminance	4.68 lx	122 lx	49.0 lx	10.5	26.1
8	WALKWAY 7	Horizontal Illuminance	5.77 lx	80.4 lx	43.5 lx	7.54	13.9
9	WALKWAY 8	Horizontal Illuminance	0.34 lx	18.0 lx	2.85 lx	8.38	52.9

'LS'

'BL'

'W1'