
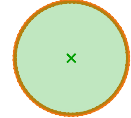



TREE CANOPY CALCULATION CHART				
	# of Trees	Crown Area per tree (m2)	Canopy Area Sub-total (m2)	% of Total Canopy Area
Large Stature Trees	0	154.0	0	0.0%
Medium Stature Trees	33	78.5	2,591	131.8%
Small Stature Trees	21	7.0	147	7.5%
CANOPY COVERAGE				
TREE TOTAL			54	
OVERLAP (including buildings and other canopies)			772	m ²
TOTAL (excluding overlap)			1,966	m ²
Canopy Summary				
Site Area			<u>7,231</u>	m ²
Site Canopy Cover			<u>27.2%</u>	
Land Use Canopy Cover Target			<u>20%</u>	

LEGEND

-  Assessment Boundary Line
-  Medium Stature Tree
-  Small Stature Tree

